

FACTSHEET



KASIKORN ASSET MANAGEMENT Co., Ltd.

which is certified by CAC

K Global Bond Fund

K-GB

• Fixed Income Fund

• Feeder Fund

• FIF (Foreign Investment Fund)



What are you going to invest?



Who is the Fund suitable for?



What are the key risks of the Fund?



Asset Allocation



Fees and Expenses



Fund Performance



Other Information

Investment in Mutual Funds **IS NOT** a money deposit.

Disclaimer : The original language of this document is Thai. In case of any discrepancies, the Thai version shall prevail and supersede the English-translated version in all aspects.



What are you going to invest?

- The Fund mainly invests in JPMorgan Funds – Aggregate Bond Fund, Class JPM Aggregate Bond I (acc) - USD not less than 80% of NAV.

- The Fund will use derivatives to hedge against exchange rate risk at least 75% of foreign exposure.

JPMorgan Funds – Aggregate Bond Fund, Class JPM Aggregate Bond I (acc) - USD (Master Fund)

Bloomberg Ticker: JPMAGIA LX

- The Master Fund invests primarily to global investment grade debt securities not less than 67% of NAV. The Master Fund may use financial derivative instruments where appropriate.

K-GB has been changed the share class of Master Fund JPMorgan Funds-Aggregate Bond Fund, Class JPM Aggregate Bond A (acc) – USD to JPMorgan Funds-Aggregate Bond Fund, Class JPM Aggregate Bond I (acc) – USD, effective since 1 March 2021.

Investment Strategy

The Fund is a Feeder Fund seeking to track the Master Fund's performance and the Master Fund employs active management strategy.

For more information about the Master fund (or foreign fund), please visit

<https://am.jpmorgan.com/lu/en/asset-management/adv/products/jpm-aggregate-bond-i-acc-usd-lu0430493998#>



Who is the Fund suitable for?

- Investors who seek returns from investing in global debt securities.

- Investors who seek to invest in the Fund which pays dividend.


- Investors who seek for returns higher than bank deposits and are able to accept lower returns than investing in equities.

- Recommended holding period : not less than 3 years.

The Fund is not suitable for?

- Investors who seek to receive stable returns or principal preservation.

- Investors who seek to invest in high quality, high liquidity and low volatility fixed income instruments because the Fund is not restricted to invest in money market instruments.

 For further clarification on this investment policy and potential risks, what should you do?

- Read the full prospectus thoroughly, or **seek advice** from the management company or selling agents.
- **Do not invest** without a thorough understanding of the feature and risks of the Fund.



What are the key risks of the Fund?

Key Risks

- The Master Fund invests primarily in long duration global investment grade debt securities. The Fund may have greater interest rate risk than short duration fixed income funds.
- The Master Fund may use financial derivative instruments for hedging or Efficient Portfolio Management (EPM) including structured products, which may expose the Fund to greater risk than the fund that invests directly in the underlying assets. The Fund therefore has greater profit/loss from such investment.
- The Master Fund may invest in non-investment grade and unrated debt securities not exceeding its investment guideline; therefore, the Master Fund is exposed to greater risk than fixed income funds that do not invest in such securities.
- The Fund may use derivatives to hedge against exchange rate risk at least 75% of foreign exposure. The investors therefore may be exposed to the exchange rate risk.
- The Fund and the Master Fund invest in foreign securities. Therefore, the Fund may encounter risk, when foreign countries issuing measures during crisis or economic/ political/ social uncertainties, causing the Fund unable to bring the money back in the country. Accordingly, the investors may not receive redemption payment within time specified in the prospectus.

Risk Spectrum



Risk Factors

Credit Risk of JPMorgan Funds – Aggregate Bond Fund, Class JPM Aggregate Bond I (acc) - USD

Low Major credit ratings of the Fund. High

International credit rating	AAA	AA, A	BBB	Below BBB	unrated
-----------------------------	-----	-------	-----	-----------	---------

Highlighted credit rating box(es) mean(s) that the foreign fund invests more than or equal to 20% of NAV in securities with those credit

Market risk of JPMorgan Funds – Aggregate Bond Fund, Class JPM Aggregate Bond I (acc) - USD

Low High

Portfolio Duration	< 3 months	3 months - 1 year	1 - 3 years	3 - 5 years	> 5 years (6.60 years)
--------------------	------------	-------------------	-------------	-------------	---------------------------

Market risk

Low High

Standard Deviation (SD)	< 5%	5% - 10%	10% - 15%	15% - 25%	> 25%
-------------------------	------	----------	-----------	-----------	-------

High Issuer Concentration Risk

Total issuer concentration that the fund invests more than 10% of NAV.

Low High

Issuer concentration	≤10%	10% - 20%	20% - 50%	50% - 80%	> 80%
----------------------	------	-----------	-----------	-----------	-------

High Sector Concentration Risk of JPMorgan Funds – Aggregate Bond Fund, Class JPM Aggregate Bond I (acc) - USD

Total sector concentration that the fund invests more than 20% of NAV.

Low High

Sector concentration	≤ 20%	20% - 50%	50% - 80%	> 80%
----------------------	-------	-----------	-----------	-------

Remark: Foreign fund does not disclose such information.

High Country Concentration Risk of JPMorgan Funds – Aggregate Bond Fund, Class JPM Aggregate Bond I (acc) - USD

Total country concentration that the fund invests more than 20% of NAV.

Low High

Country concentration	≤ 20%	20% - 50%	50% - 80%	> 80%
-----------------------	-------	-----------	-----------	-------

Remark: The Fund has high concentration in United States.

Exchange rate risk

Low

High

FX hedging policy

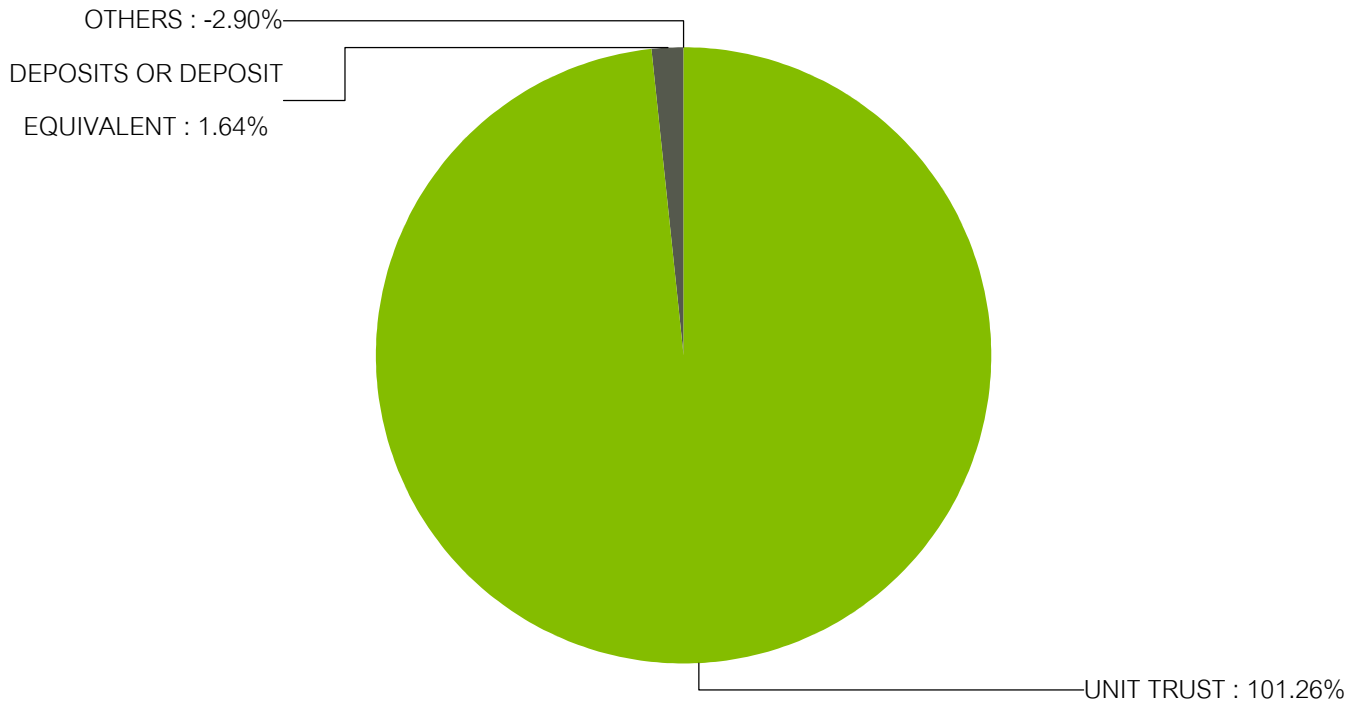
Fully or Almost fully hedging	Partial hedging	Hedged at FM's discretion	Unhedged
-------------------------------	-----------------	---------------------------	----------

Remark: The Fund will hedge against exchange rate risk at least 75% of foreign exposure.

For additional information, please visit our website www.kasikornasset.com.



(% NAV)



Top 5 Holdings	(% NAV)
JPMORGAN FUNDS - AGGREGATE BOND FUND (JPAM)	101.26%
TMBTHANACHART BANK PCL. (TTB) (AA-(tha))	1.53%
KASIKORN BANK PLC. (KBANK) (AA+(tha))	0.11%

Remark : Data as of 31 August 2021. Updated information is available on www.kasikornasset.com

Top Debt sectors of JPMorgan Funds – Aggregate Bond Fund, Class JPM Aggregate Bond I (acc) - USD	
Government	38.30%
Corporates IG	20.00%
Govt. Related	10.50%
EMD Local Currency	5.60%
Corporates HY	5.30%

Remark : Data as of 31 August 2021

Top Holdings of JPMorgan Funds – Aggregate Bond Fund, Class JPM Aggregate Bond I (acc) - USD

US Treasury (United States) 0.375 31/01/26	4.50%
China Government Bond (China) 3.030 11/03/26	3.80%
Government of Germany (Germany) 0.000 15/02/31	3.60%
Government of Germany (Germany) 0.000 15/08/26	2.20%
Government of Canada (Canada) 0.250 01/03/26	2.10%

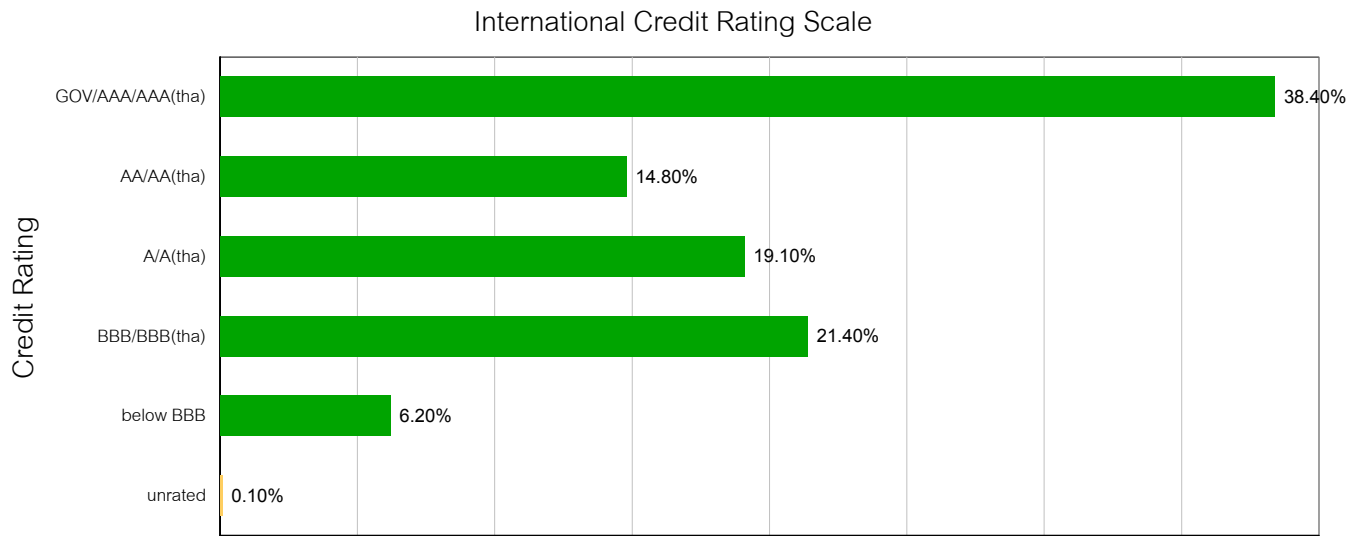
Remark : Data as of 31 August 2021

Country Allocation Of JPMorgan Funds – Aggregate Bond Fund, Class JPM Aggregate Bond I (acc) - USD

United States	36.70%
Germany	10.20%
Italy	9.40%
Luxembourg	7.20%
United Kingdom	5.60%

Remark : Data as of 31 August 2021

Credit Rating of Breakdown of Foreign Fund(s)



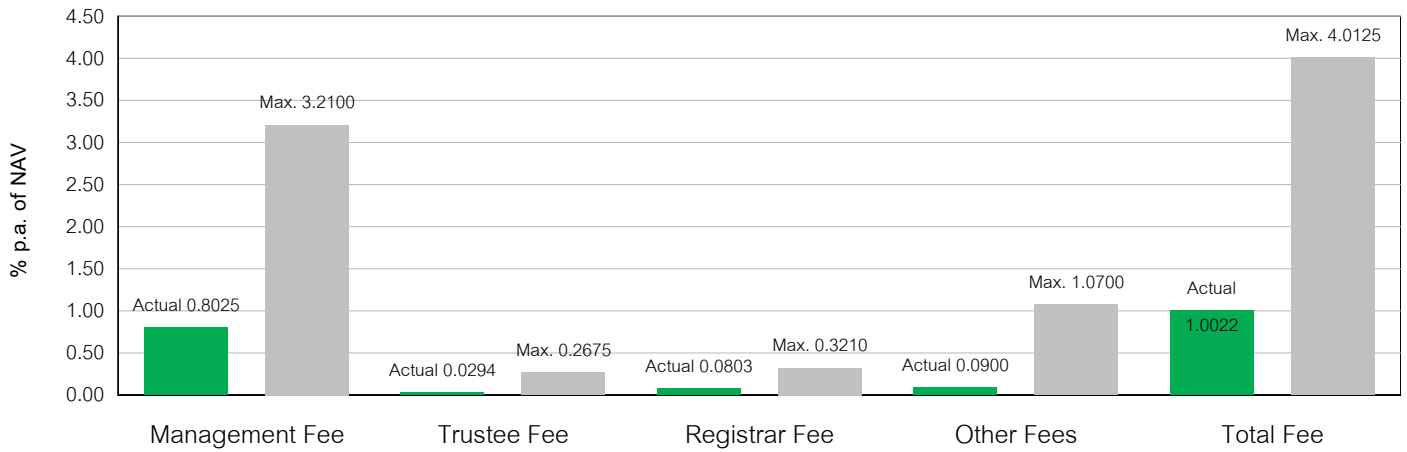
Remark : Data as of 31 August 2021



* Fees affect your return on investment, you should therefore consider such fees before making an investment decision *

Fees Charged to the Fund (% p.a. of NAV)

Actual Fee charged to the Fund



Remark : - Other Fees rate is based on data from the latest accounting period.

- All Fees include VAT, specific business taxes, and other taxes.

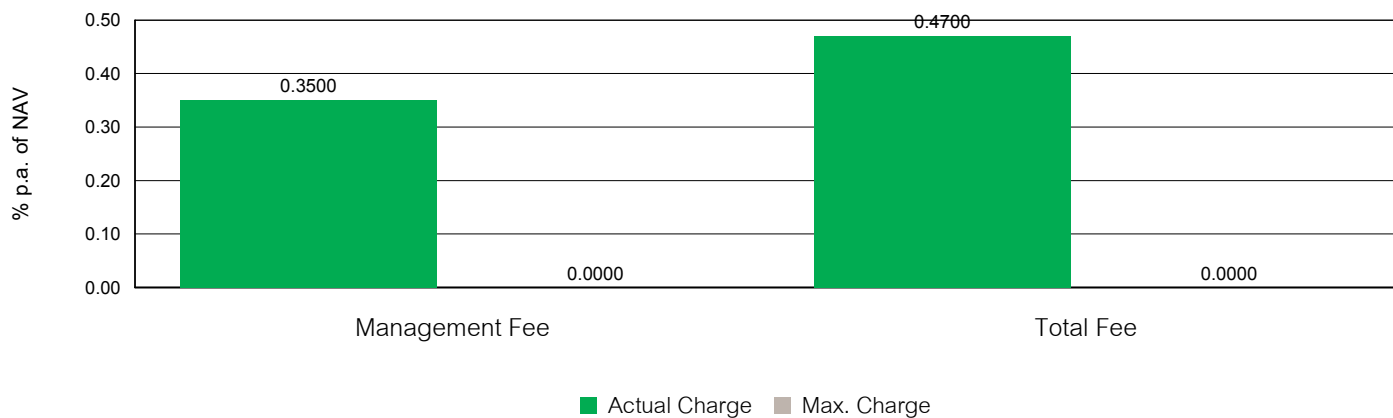
Fees Charged to Unitholders (% of trading value)

List of Fees	Max. Charge	Actual Charge
Front-end fee	3.00%	0.50%
Back-end fee	3.00%	Waived
Switching-in fee	Please see details below	
Switching-out fee	Please see details below	
Unit Transfer fee	As charged by Registrar	
Other fees	As it is actually incurred	

Remark : Switching Fee : Equal to the higher rate between the back-end fee of switch-out fund and the front-end fee of switch-in fund.

Fees Charged to JPMorgan Funds – Aggregate Bond Fund, Class JPM Aggregate Bond I (acc) - USD
(% p.a. of NAV)

Actual Fee charged to the Fund



Remark : Such fees are recent actual fees as specified in fund fact sheet of master fund. The maximum fees are described in master fund's prospectus.



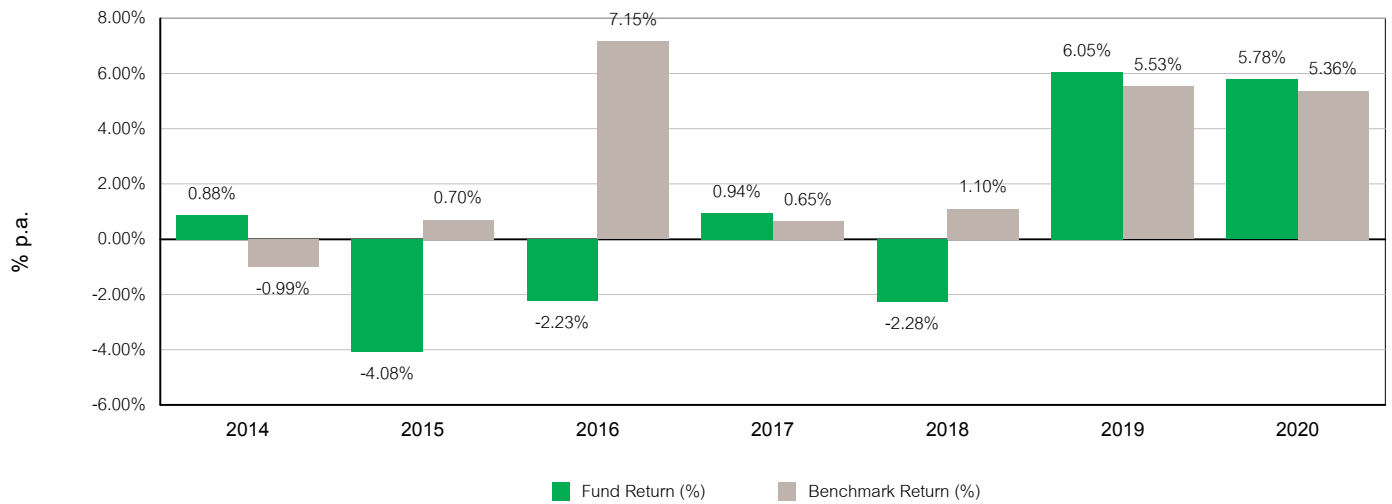
* Past performance is not indicative of future results.*

1. Benchmark is

- 75% of Bloomberg Barclays Global Aggregate Total Return Index Value Hedged USD adjusted by cost of FX hedging and converted to Thai Baht on the calculation date.
- 25% of Bloomberg Barclays Global Aggregate Total Return Index Value Hedged USD converted to Thai Baht on the calculation date.

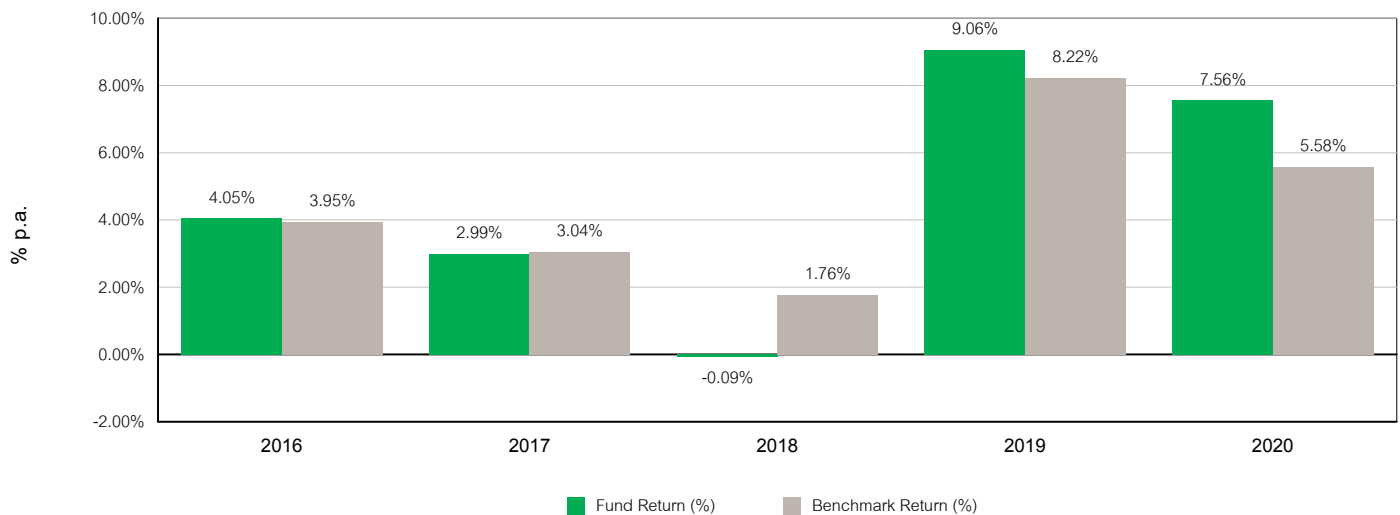
2. Calendar year performance

Fund Performance



Remark : For the inception year, performance and Standard deviation are based on data from inception date to the last business day of that calendar year.

Performance of JPMorgan Funds – Aggregate Bond Fund, Class JPM Aggregate Bond I (acc) - USD



3. 5-year Maximum drawdown* of the Fund is -7.18%

* calculated from the last 5 years or since inception data if the Fund has been launched less than 5 years.

4. Standard deviation* of the Fund is 2.74% p.a.

* calculated from the last 5 years or since inception data if the Fund has been launched less than 5 years.

5. Tracking error (TE) is N/A

6. AIMC Fund Category for comparing with peer group fund performance is Global Bond Discretionary F/X Hedge or Unhedge

7. Fund Performance as of 31 August 2021 (%)

	<u>YTD</u>	<u>3 Months</u>	<u>6 Months</u>	<u>1 Year *</u>	<u>3 Years *</u>	<u>5 Years *</u>	<u>10 Years *</u>	<u>Since Inc. *</u>
K-GB	0.63	1.54	2.28	2.29	3.85	1.74	N/A	0.71
Benchmark	1.51	2.39	3.84	1.77	4.44	2.52	N/A	2.81
Fund SD *	1.89	1.84	1.84	2.13	3.19	2.74	N/A	4.98
Benchmark SD *	2.52	2.69	2.54	2.49	2.94	2.65	N/A	3.94

Note : * % p.a.

The fund performance is prepared in accordance with AIMC standards.

Updated information is available on www.kasikornasset.com

AIMC Peer Group Fund Performance of Global Bond Discretionary F/X Hedge or Unhedge as of 31 August 2021

★ represent fund performance / standard deviation of K-GB

<u>Peer Percentile</u>	<u>Fund Performance (%)</u>					
	<u>3 Months</u>	<u>6 Months</u>	<u>1 Year</u>	<u>3 Years</u>	<u>5 Years</u>	<u>10 Years</u>
5th Percentile	2.89	5.77	8.65	5.12	3.78	2.24
25th Percentile	1.88	2.89	6.23	4.31	2.25	1.92
50th Percentile	★ 1.12	2.35	4.42	★ 3.49	★ 1.74	1.61
75th Percentile	0.75	★ 1.31	★ 1.86	2.46	-0.12	-0.16
95th Percentile	-0.01	0.45	0.36	0.00	-1.69	-1.71

<u>Peer Percentile</u>	<u>Fund Standard Deviation (%)</u>					
	<u>3 Months</u>	<u>6 Months</u>	<u>1 Year</u>	<u>3 Years</u>	<u>5 Years</u>	<u>10 Years</u>
5th Percentile	1.39	1.67	1.72	2.98	2.51	5.32
25th Percentile	1.58	1.80	★ 2.22	★ 4.31	★ 2.74	6.03
50th Percentile	1.74	★ 2.09	2.34	6.02	4.38	6.12
75th Percentile	★ 2.17	2.60	2.95	7.04	5.54	6.89
95th Percentile	5.72	5.21	5.03	8.62	6.48	7.69

8. Fund Performance of JPMorgan Funds – Aggregate Bond Fund, Class JPM Aggregate Bond I (acc) - USD as of 31 August 2021

(%)

<u>Fund</u>	<u>YTD</u>	<u>3 Months</u>	<u>6 Months</u>	<u>1 Year</u>	<u>3 Years</u>	<u>5 Years</u>	<u>10 Years</u>	<u>Since Inc.</u>
Main Fund	0.64	1.50	N/A	3.05	5.74	3.47	N/A	4.15
Benchmark	-0.49	1.53	N/A	0.76	4.84	3.08	N/A	3.86

Remark : Benchmark : Bloomberg Barclays Global Aggregate Index (Total Return Gross) Hedged to USD Index

Returns are annualized for periods greater than 1 year.

Please visit

<https://am.jpmorgan.com/lu/en/asset-management/adv/products/jpm-aggregate-bond-i-acc-usd-lu0430493998#> for the latest performance of the Master Fund.

**Dividend Payment Policy**

Not more than 4 times each year by paying at the rate not exceeding 100% of retained earnings or net profit in that accounting period. (Book closing at the end of March, June, September and December).

<u>No.</u>	<u>XD Date</u>	<u>Payment Date</u>	<u>Dividend per unit (Baht)</u>
2	30-Sep-2020	14-Oct-2020	0.20
1	30-Jun-2014	14-Jul-2014	0.10

Total Dividend Payment 2 Time(s) : Total Dividend Amount 0.30 Baht/unit

Trustee	TMBThanachart Bank PCL.	
Inception date	10 April 2014	
Fund Maturity	Indefinite	
Registered Fund Capital	10,000 Million Baht	
Fund Size	275.11 Million Baht	
NAV per Unit	10.2319 Baht/Unit	
Subscription and Redemption	<u>Subscription Date :</u>	Every trading day between 8.30 a.m. and 3.30 p.m.
	Min. initial subscription	500 Baht
	Min. subsequent subscription	500 Baht
	<u>Redemption Date :</u>	Every trading day between 8.30 a.m. and 3.30 p.m.
	Min. redemption	500 Baht
	Min. account balance	50 Baht
	Settlement period	4 business days after the redemption date (T+4) (NAV Announce T+2, Settlement T+4 from 10 am)
	Daily NAV is available on :	www.kasikornasset.com
Fund Manager(s)	MS.CHOONHAWAN KATTINANON (Alternative Investment Fund Manager) Effective Date 7 November 2018	
Portfolio Turnover Ratio (PTR)	122.35% (For the past 1 year or since inception if the Fund has been launched less than 1 year)	

Selling Agents for Subscription or
Redemption

KASIKORNBANK PUBLIC COMPANY LIMITED
AEC SECURITIES PUBLIC COMPANY LIMITED
AIRA SECURITIES PUBLIC COMPANY LIMITED
ASIA PLUS SECURITIES COMPANY LIMITED
ASIA WEALTH ASSET MANAGEMENT COMPANY LIMITED
BUALUANG SECURITIES PUBLIC COMPANY LIMITED
CAPITAL NOMURA SECURITIES PUBLIC COMPANY LIMITED
CGS-CIMB SECURITIES (THAILAND) COMPANY LIMITED
COUNTRY GROUP SECURITIES PUBLIC COMPANY LIMITED
DBS VICKERS SECURITIES (THAILAND) COMPANY LIMITED
FINANSA SECURITIES LIMITED
FINANSIA SYRUS SECURITIES PUBLIC COMPANY LIMITED
FINNOMEANA MUTUAL FUND BROKERAGE SECURITIES COMPANY LIMITED
GLOBLEX SECURITIES COMPANY LIMITED
GOVERNMENT SAVING BANK
I V GLOBAL SECURITIES PUBLIC COMPANY LIMITED
INDUSTRIAL AND COMMERCIAL BANK OF CHINA (THAI) PUBLIC COMPANY
LIMITED
KASIKORN SECURITIES PUBLIC COMPANY LIMITED
KGI SECURITIES (THAILAND) PUBLIC COMPANY LIMITED
KIATNAKIN PHATRA SECURITIES PUBLIC COMPANY LIMITED
KRUNGSRI SECURITIES PUBLIC COMPANY LIMITED
KRUNGTHAI ZMICO SECURITIES COMPANY LIMITED
KTBST SECURITIES (THAILAND) PUBLIC COMPANY LIMITED
LAND AND HOUSES BANK PUBLIC COMPANY LIMITED
LAND AND HOUSES SECURITIES PUBLIC COMPANY LIMITED
MAYBANK KIM ENG SECURITIES (THAILAND) PUBLIC COMPANY LIMITED
MERCHANT PARTNERS ASSET MANAGEMENT LIMITED
MERCHANT PARTNERS SECURITIES PUBLIC COMPANY LIMITED
MUANG THAI LIFE ASSURANCE PUBLIC COMPANY LIMITED
PHILLIP SECURITIES (THAILAND) PUBLIC COMPANY LIMITED
RHB SECURITIES (THAILAND) PUBLIC COMPANY LIMITED
ROBOWEALTH MUTUAL FUND BROKERAGE SECURITIES COMPANY LIMITED
SCB SECURITIES COMPANY LIMITED
THANACHART SECURITIES PUBLIC COMPANY LIMITED
TISCO BANK PUBLIC COMPANY LIMITED
TISCO SECURITIES COMPANY LIMITED

TRINITY SECURITIES COMPANY LIMITED

UOB KAY HIAN SECURITIES (THAILAND) PUBLIC COMPANY LIMITED

WEALTH MAGIK MUTUAL FUND BROKERAGE COMPANY LIMITED

YUANTA SECURITIES (THAILAND) COMPANY LIMITED

For further information about the Fund, requesting for the fund prospectus or making a complaint, please contact

Kasikorn Asset Management Company Limited

Head Office : 400/22 KASIKORNBANK Building, 6th and 12th Floor,
Phahon Yothin Road, Samsen Nai, Phaya Thai, Bangkok 10400

Tel. 0 - 2673 - 3888 Fax 0 - 2673 - 3988

website : www.kasikornasset.com email : ka.customer@kasikornasset.com

Transactions causing conflicts of interest

Please examine transactions that may cause conflicts of interest at www.kasikornasset.com

The Fund reserves the right not to offer any fund units

The Fund reserves the right not to offer any fund units to or for the benefit of the United States of America, US citizens, residents of the United States of America, or persons normally residing in the United States of America as well as the assets of such persons and companies or partnerships established and operating in the United States of America.

Changing the minimum subsequent subscription value

To change the minimum subsequent subscription value, the Management company will account for the benefits of the unitholders and announce the change and notify the unitholders in advance for the date, description, and reason of the change via the website of the Management company within the period that unitholders can take advantage of the information to make investment decisions.

- Investment in the Fund is not a deposit and not under protection of Deposit Protection Agency. Therefore, investment in the Fund may contain risks where investors may suffer financial losses.
- The Fund is approved and regulated by the office of the Securities and Exchange Commission of Thailand.
- The draft prospectus does not represent that the office of the Securities and Exchange Commission of Thailand has certified the accuracy of the information contained in the prospectus or guaranteed the pricing or return on investment of such Fund. The Management Company has reviewed the information in this summary prospectus as of 31 August 2021, with care as the party responsible for the management of the Fund and certifies that the above information is correct, true and not misleading.

Definition of Risk Factors

- **Credit Risk** indicates the ability to repay debts and/or obligations of the issuer. For credit risk assessment, credit rating of bonds, which indicates debt servicing ability of the bond issuers based on their past performance and financial strength.

Credit ratings of long-term bonds can be briefly defined as follows.

Grade	TRIS	Fitch	Moody's	S & P	Description
Investment grade	AAA	AAA(thai)	Aaa	AAA	The highest possible rating assigned, which means <u>the lowest default risk</u> .
	AA	AA(thai)	Aa	AA	The second-highest rating, which means <u>very low default risk</u> .
	A	A(thai)	A	A	<u>Low default risk</u> .
	BBB	BBB(thai)	Baa	BBB	<u>Medium default risk</u> .
Below Investment grade	Below BBB	Below BBB(thai)	Below Baa	Below BBB	<u>High default risk</u> .

- Market Risk

(1) **Market Risk of Fixed Income Fund** involves in interest rates movement, which is subject to many external factors such as economic conditions, as well as domestic and international political factors. Normally, bond prices move in the opposite direction of interest rates. For instance, if interest rates in the global market rise, which causes interest rates of newly-issued bonds to increase in tandem, prices of existing bonds will fall. In general, the higher the portfolio duration, the more a bond's price will drop as interest rates rise.

(2) **Market Risk of Equity Fund** means change in value of assets, increase or decrease, in which the Fund invests as a result of external factors, e.g., economic/investment conditions, market sentiment and/or domestic or foreign political factors. If the standard deviation (SD) of the fund is high, this means that the fund has high historical volatility in asset prices.

- **Currency Risk** involves change in foreign exchange rates, which affects value of fund units. For instance, if the fund invests in assets quoted in US Dollar currency and Baht subsequently strengthens, the fund may get lower returns in Baht currency. On the contrary, the fund will gain higher returns in Baht currency under the opposite situation. Therefore, foreign exchange hedging strategy is the important tool for currency risk management. There are several hedging strategies i.e.,

- **Fully hedged or almost fully hedged:** Investors have no currency risk.
- **Partially hedged with specific ratio:** Investors may be exposed to currency risk.
- **Hedging at Fund Manager's discretion:** Investors may be exposed to currency risk.
- **Unhedged:** Investors are fully exposed to currency risk.

- **High Concentration Risk**

(1) **High Issuer Concentration Risk** caused by funds investing in any issuers of more than 10% of the NAV. If an event that affects operations, financial status or the stability of those issuers, the funds may have more volatile operating performance than funds that diversify their investments in many issuers.

(2) **Sector Concentration Risk** caused by investment in certain industries, more than 20% of the NAV, if the event that affects the industry, the funds may have more fluctuating financial performance than the fund that diversifies its investment in many industries.

(3) **Country Concentration Risk** caused by investing in one country more than 20% of the NAV. If the event affects such countries, such as politics, economy, society, etc., the fund may have more volatile operating performance than the diversified fund in many countries.

- **Portfolio Turnover Ratio (PTR) (%)** : Trading volume of fund assets by calculating from the lower value between the sum of the purchase value of the assets and the sum of the sold value of the assets invested in by the fund during the past 1 year divided by the average net asset value of the fund in the same period.

- **Tracking Errors** are fluctuations in the difference between the average return of the fund and the return of the benchmark which reflects the efficiency of mimic the index of the fund that has deviated from the benchmark, for example, if the fund has a low TE, it means that the fund's return has deviation from benchmark at a low rate, so this fund is effective in emulating the reference benchmark. While the funds with a high TE value show that the fund's return has deviated from the benchmark at a high rate, then the chances of return on investment will track the benchmark's return will be decreased etc.