



# K Thai Equity CG RMF

K-THAICGRMF

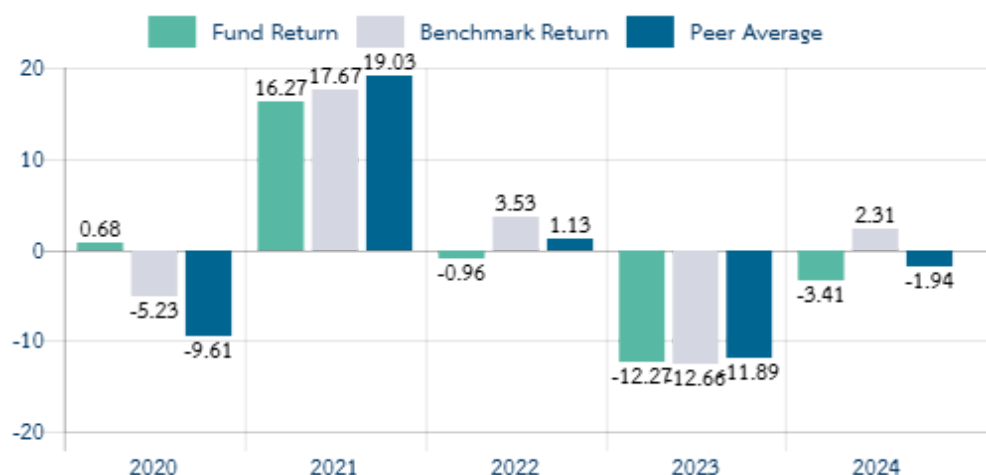
## Fund Type / AIMC Category

- Equity Fund / Retirement Mutual Fund (RMF) / SRI Fund
- Equity General

## Investment Policy and Strategy

- The Fund Code was renamed from KTHAICGRMF on 12 March 2025.
- The Fund invests in listed stocks in SET and/or MAI or any other secondary market of the Stock Exchange of Thailand. The Fund will focus on companies with good corporate governance including companies that are accredited members of the Thai Private Sector Collective Action Against Corruption (CAC). Good Corporate Governance considerations may be based on CG Scoring ratings of the Thai Institute of Directors Association or any other relevant agencies. The Fund may invest in derivatives for Efficient Portfolio Management purpose (EPM).
- Investment objectives related to sustainability: The Fund will invest in companies with good corporate governance (Good Governance) in line with sustainable investment (Sustainable Investment).
- Investment framework: The Fund will invest in companies that have good corporate governance (Good Governance) and are certified as members of the Thai Private Sector Collective Action Against Corruption (CAC). Good corporate governance may be determined by CG Scoring of the Thai Institute of Directors Association (IOD) or any other relevant agency.
- Active management strategy.

## Calendar Year Performance (% p.a.)



## Fund Performance (%)

	YTD	3 Months	6 Months	1 Year *
Fund Return	-14.43	-14.43	-18.82	-15.13
Benchmark Return	-16.15	-16.15	-18.78	-12.73
Peer Average	-14.08	-14.08	-18.17	-14.51
Fund Standard Deviation	20.91	20.91	17.67	15.87
Benchmark Standard Deviation	17.46	17.46	14.77	13.51

	3 Years *	5 Years *	10 Years *	Since Inception *
Fund Return	-10.24	2.00	N/A	-2.64
Benchmark Return	-9.07	3.72	N/A	-2.16
Peer Average	-9.81	2.06	N/A	N/A
Fund Standard Deviation	12.96	14.92	N/A	15.39
Benchmark Standard Deviation	11.97	13.84	N/A	15.38

Remark : \* % p.a.

## Risk Profile

Low 1 2 3 4 5 6 7 8 High

High Risk

Mainly invest in equities on average not less than 80% of NAV.

## Fund Information

Inception Date	22 Nov 17
Dividend Payment Policy	No
Fund Maturity	Indefinite

## Fund Manager

Miss Vinitorn Phongsai (22 Nov 17)

## Benchmark :

1. SET TRI (100.00%)

Objective of reference to Benchmark : Used for determine Portfolio composition and Performance comparison.

## Warning:

- Investment in Mutual Fund is not bank deposit.
- Past performance is not indicative of future results.

Certified by Thai Private Sector Collective Action Against Corruption: CAC

Investors can study  
Liquidity Risk Management  
Tools in the prospectus.

Prospectus


[www.kasikornasset.com](http://www.kasikornasset.com)

Subscription	Redemption
Subscription date : Every business day	Redemption date : Every business day
Business hours : 08:30 a.m. - 03:30 p.m.	Business hours : 08:30 a.m. - 03:30 p.m.
Min. initial subscription : 500 Baht	Min. redemption : 500 Baht
Min. subsequent subscription : 500 Baht	Min. account balance : None
	Settlement period : T+3 (NAV Announce T+1)
Remark :	

#### Fees charged to the Fund (% p.a. of NAV)

Fees	Max.	Actual
Management Fee	3.2100	1.8725
Total Fee	4.5154	1.9756

Remark : All Fees include VAT, specific business taxes, and other taxes.

- KAsset may consider changing the actual fees charged to reflect strategy or administrative costs.
- 40% of the management fee shall be donated to organizations that promote Thai good governance and/or anti-corruption.

#### Fees charged to unitholders (% of trading value)

Fees	Max.	Actual
Front-end Fee	2.00	Waived
Back-end Fee	2.00	Waived
Switching-in Fee	See Remark	
Switching-out Fee	See Remark	
Transfer Fee	Actual charged	Waived

Remark : All Fees include VAT, specific business taxes, and other taxes.

- KAsset may consider changing the actual fees charged to reflect strategy or administrative costs.
- Switching In Fee : Equal to the front-end fee
- Switching Out Fee
- Switching to KAsset's RMF : Waived
- Switching to Other AM's RMF : 1.00% of latest NAV before the switching date or switching amount, depending on the circumstances.
- Switching to KAsset's MF : Equal to the higher rate between the back-end fee of switch-out fund and the front-end fee of switch-in fund.

Asset Allocation		Top 5 Holdings	
Asset Type	% NAV	Security	% NAV
Equity	97.73	Equity (CPALL)	8.06
Deposit	1.82	Equity (GULFI)	7.23
Others	0.45	Equity (ADVANC)	6.40
		Equity (KBANK)	6.14
		Equity (PTTGC)	5.27

#### Statistical Data

Maximum Drawdown	-29.48 %
Recovering Period	N/A
Portfolio Turnover Ratio	3.36
Sharpe Ratio	-0.93
Alpha	-1.17 %
Beta	1.00

#### Sector Breakdown

Sector	% NAV
Energy & Utilities	23.63
Banking	19.37
Property Development	13.06
Information & Communication Technology	10.72
Commerce	10.54

## Description

**Maximum Drawdown** is the percentage of the fund's maximum loss in the past 5 years (or since the fund's inception if it is launched for less than 5 years) which is measured from the highest NAV per unit to the lowest NAV per unit during such period. Maximum Drawdown is an indicator of the risk of loss from investing in the fund.

**Recovering Period** is the length of time that the fund takes in recovering from the point of maximum loss to earning back the initial investment.

**FX Hedging** is the percentage of foreign currency investment with FX hedging.

**Portfolio Turnover Ratio (PTR)** is the frequency of securities trading in the fund portfolio over a certain period, calculated by taking the lower value between the sum of the value of securities purchased and the sum of the value of securities sold of the fund in 1 year period divided by the average NAV in the same period.

A fund with high Portfolio Turnover Ratio indicates frequent securities trading by fund manager resulting in high trading costs. Therefore, it is necessary to compare with the performance of the fund in order to assess the worthiness of such securities trading.

**Sharpe Ratio** is the ratio between marginal return of the fund compared to investment risk, calculated from the difference between the fund's rate of return and risk-free rate compared to the fund's standard deviation. Sharpe Ratio reflects the additional return that the fund should earn to compensate risk. A fund with higher Sharpe Ratio is considered having superior investment management efficiency as it generates higher marginal return under the same risk level.

**Alpha** is the fund's excess return compared to the benchmark. High Alpha means the fund can generate higher return than the benchmark resulting from fund manager's efficiency in selecting securities or seeking appropriate market timing.

**Beta** is level and direction of change in return of securities in portfolio in comparison to market price change. Beta of less than 1 indicates that the change in return of securities in portfolio is less than the overall market. Beta of more than 1 indicates that the change in return of securities in portfolio is greater than the overall market.

**Tracking Error** is the efficiency of the fund to imitate its return to benchmark. Low Tracking Error means the fund is effective in generating return close to benchmark. High Tracking Error means the fund generates return more deviate from benchmark.

**Yield to Maturity** is the rate of return earned on a bond held to maturity, calculated from the interest expected to receive in the future over that bond duration and paid back principal discounted to the present value. It is used to measure return of fixed income funds by calculating the weighted average of Yield to Maturity of each bond that the fund invests. As Yield to Maturity has standard unit in percentage per annum, it can be used to compare the returns between fixed income funds that have an investment policy of holding bonds until maturity and similar investment characteristics.

**Duration and Yield to Maturity** will be calculated based on direct investments.

**The Investment Allocation** will show only direct investments, except for Feeder Funds, which will display the information of the Master Fund.

@ 2025 Morningstar, Inc. All rights reserved. The information contained herein: (1) is proprietary to Morningstar and/or its content providers; (2) may not be copied or distributed; and (3) is not warranted to be accurate, complete, or timely. Neither Morningstar nor its content providers are responsible for any damages or losses arising from any use of this information. Past performance is no guarantee of future results.

Factsheet



Manual Investment RMF



KASIKORN ASSET MANAGEMENT CO., LTD.

Head Office : 400/22 KASIKORNBANK Building, 6th and 12th Floor,

Phahon Yothin Road, Samsen Nai, Phaya Thai, Bangkok 10400

Tel. 0 - 2673 - 3888

website : [www.kasikornasset.com](http://www.kasikornasset.com)

email : [ka.customer@kasikornasset.com](mailto:ka.customer@kasikornasset.com)

## Additional Information of K Thai Equity CG RMF (K-THAICGRMF)

### **Investment Policy**

The Fund may invest in equity instruments of companies listed on the Stock Exchange of Thailand (SET) and/or the Market for Alternative Investment (mai) or other secondary markets of the Stock Exchange of Thailand. The Fund will focus on companies with good corporate governance including companies that are accredited members of the Thai Private Sector Collective Action Against Corruption (CAC). Good Corporate Governance considerations may be based on CG Scoring ratings of the Thai Institute of Directors Association or any other relevant agencies, in average on the accounting period not less than 80% of NAV.

The remaining investment, The Fund may invest in equity instruments other than those mentioned above including unlisted securities, convertible bonds, debt instrument, deposits, CIS, property funds and/or infrastructure funds, and other securities or assets approved by the Office of the SEC.

In addition, the Fund may invest in futures contracts for Efficient Portfolio Management, structured notes, unlisted securities and debt instruments that are non-investment grade and unrated.

### **Sustainability-related investment objectives:**

The Fund will invest in companies with good corporate governance (Good Governance) in line with sustainable investment (Sustainable Investment).

### **Investment Framework:**







The Fund will invest in companies that have good corporate governance (Good Governance) and are certified as members of the Thai Private Sector Collective Action Against Corruption (CAC). Good corporate governance may be determined by CG Scoring of the Thai Institute of Directors Association (IOD) or any other relevant agency.

### **Sustainability Benchmark:**

The Fund's benchmark is SET Total Return Index (SET TRI). The Management Company selects this index because K Thai Equity CG RMF (KTHAICGRMF) is a result of 11 management companies in Thailand, joining together to form Thai CG Funds, which have set investment criteria to promote companies which are listed on SET including institutional investors realizing the importance of good governance. This will further develop the Thai capital market towards sustainability. However, during the first time the Fund was launched, there are no sustainability benchmark. The committee determine securities and investment criteria for Thai good governance mutual funds ("Committee") is consisting of representatives from 11 management companies jointly considered and resolved that SET TRI was the most appropriate benchmark at that time. In addition, there are the highest number of listed companies that cover investments according to the investment framework of the Thai CG Fund compared to other indices. However, the Committee will regularly review the indicators if there are any relevant sustainability indicators.

# Comparison of RMF / ThaiESG

## Comparison of Retirement Mutual Funds (RMF) and Thailand ESG Funds (ThaiESG)

	RMF	ThaiESG**
 What is it?	Mutual funds to promote retirement savings	Mutual funds to promote sustainable investing
 % Tax deduction of income	Not exceeding 30% of taxable income per year	Not exceeding 30% of taxable income per year
 Maximum tax deduction amount	Up to 500,000 Baht; <u>Total deduction</u> for all investment amounts for retirement* must not exceed 500,000 Baht	Up to 300,000 Baht; <u>Excluding</u> investment amounts for retirement* For purchase of investment units between January 1, 2024 - December 31, 2026
 Eligible investment period	2001 - present (Investors are required to invest continuously every year or at least every alternate year)	2024 - 2026
 Investment policy	Invest in various asset classes	Invest in Thai equities and/or bonds that meet ESG criteria
 Holding period	5 years from the purchase date and the investor is age 55	At least 5 years from the purchase date For purchase of investment units between January 1, 2024 - December 31, 2026

\*Investment amounts for retirement include RMF, Provident Fund (PVD), Government Pension Fund (GPF), annuity life insurance premiums, Private Teacher Aid Fund under the Private School Act, and National Savings Fund (NSF).

\*\*For purchase of ThaiESG funds before January 1, 2024, and/or between January 1, 2027 - December 31, 2032, investors will be eligible for a tax deduction of up to 30% of their taxable income, applicable only to the proportion not exceeding 100,000 Baht, provided that the investment units are held for at least 8 years from the purchase date.

Information as of December 26, 2024. Should there be any changes, the company will update the information and announce it through the website [www.kasikornasset.com](http://www.kasikornasset.com). Investors are advised to comply with the rules specified in the investment prospectus of each fund and the Revenue Department's regulations.

## Important note regarding non-compliance with investment conditions

### RMF

In case of non-compliance with RMF investment conditions, and investment units are held for less than 5 years (from the purchase date)

1. All tax benefits previously received must be repaid. If the tax repayment is delayed, investors will be subject to a charge of 1.50 percent per month, calculated retroactively from April of the year following the year in which the non-compliant redemption is made.
2. Any capital gains derived from the non-compliant redemption are considered income in the year of the redemption and must be included in your tax calculation. KASIKORN ASSET MANAGEMENT Co., Ltd. (KAsset) shall withhold tax at the source per the applicable personal income tax rate.

**In case of non-compliance with RMF investment conditions and investment units are held for more than 5 years**

1. Tax benefits received for the past 5 years must be repaid. If the tax repayment is delayed, investors will be subject to a charge of 1.50 percent per month, calculated retroactively from April of the year following the year in which the non-compliant redemption is made.
2. Any capital gains from the redemption shall not be included in your tax calculation.

**For investments exceeding RMF limit (the proportion exceeding 30% of taxable income or 500,000 Baht, whichever is applicable)**

1. The investment amount that exceeds the limit is not tax-deductible.
2. Any capital gains derived from selling investment units that exceed the limit are considered income in the year of redemption and must be included in the tax calculation.
3. Non-compliant redemption of investment units that exceed the limit may be considered non-compliance with the investment conditions of the entire RMF.

### ThaiESG

In case of non-compliance with ThaiESG investment conditions (investment units are redeemed before the required 8-year\*\* and/or 5-year\*\*\* holding period ends)

1. All tax benefits previously received must be repaid. If the tax repayment is delayed, investors will be subject to a charge of 1.50 percent per month, calculated retroactively from April of the year in which the tax deduction was claimed until the date of repayment.
2. Any capital gains derived from the non-compliant redemption are considered income in the year of the redemption and must be included in your tax calculation. KASIKORN ASSET MANAGEMENT Co., Ltd. (KAsset) shall withhold tax at the source per the applicable personal income tax rate.
3. If investment units are redeemed within one year of the purchase date, investors will be subject to an exit fee of 1.50 percent of the transaction value (currently waived).

**For investments exceeding ThaiESG limit (the proportion exceeding 30% of taxable income or 100,000 Baht\*\* and/or 300,000 Baht\*\*\*, whichever is applicable)**

1. The investment amount that exceeds the limit is not tax-deductible.
2. Any capital gains derived from selling investment units that exceed the limit are considered income in the year of redemption and must be included in the tax calculation, even if the investment units have been held for more than 8 years\*\* and/or 5 years\*\*\*.
3. If investment units are redeemed within one year of the purchase date, investors will be subject to an exit fee of 1.50 percent of the transaction value (currently waived).

\*\* For purchase of ThaiESG funds before January 1, 2024, and/or from January 1, 2027 onwards.

\*\*\* For purchase of ThaiESG funds between January 1, 2024 – December 31, 2026, in accordance with the Ministerial Regulation announced on December 3, 2024

Information as of December 26, 2024. Should there be any changes, the company will update the information and announce it through the website [www.kasikornasset.com](http://www.kasikornasset.com). Investors are advised to comply with the rules specified in the investment prospectus of each fund and the Revenue Department's regulations.