

# K Global Income RMF

**KGINCOMERMF**

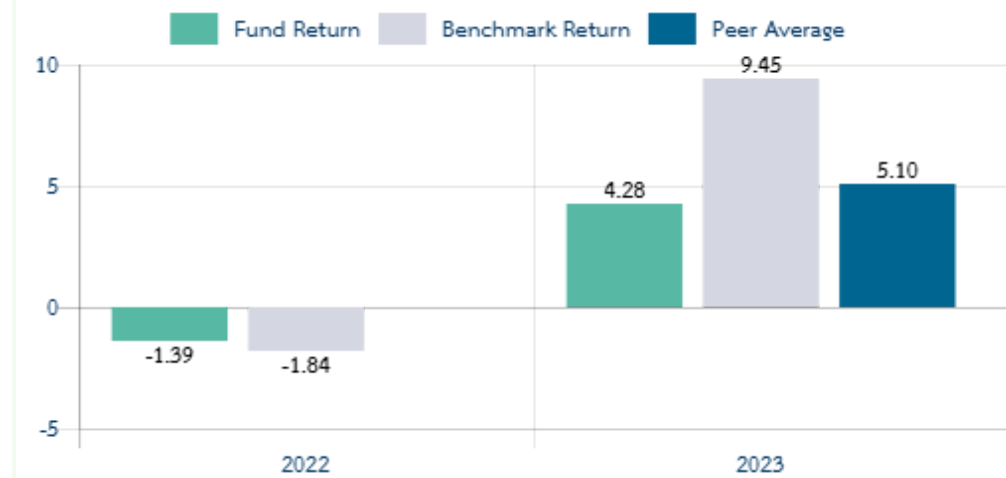
## Fund Type / AIMC Category

- Foreign Mixed Fund / Retirement Mutual Fund (RMF) / Feeder Fund
- Foreign Investment Allocation

## Investment Policy and Strategy

- The Fund mainly invests in JPMorgan Investment Funds – Global Income Fund, Class JPM I (mth) - USD (hedged) (Master Fund) which invests primarily in a portfolio of income generating securities, for example, fixed income securities, equities and REITs from issuers anywhere in the world, including emerging markets.
- The Fund may invest in structured notes and derivatives for Efficient Portfolio Management purpose (EPM).
- The Fund may use derivatives to hedge against exchange rate risk at Fund Manager’s discretion.
- The Management Company of the Master Fund is JPMorgan Asset Management (Europe) S.à r.l.
- Seek to track performance of the Master Fund which applies active management strategy.

## Calendar Year Performance (% p.a.)



## Fund Performance (%)

	YTD	3 Months	6 Months	1 Year *
Fund Return	6.06	2.20	3.40	11.31
Benchmark Return	8.41	3.06	4.08	13.90
Peer Average	5.65	1.41	1.84	11.55
Fund Standard Deviation	5.74	6.45	6.43	6.28
Benchmark Standard Deviation	5.44	6.17	5.86	5.69
	3 Years *	5 Years *	10 Years *	Since Inception *
Fund Return	N/A	N/A	N/A	4.82
Benchmark Return	N/A	N/A	N/A	8.91
Peer Average	N/A	N/A	N/A	N/A
Fund Standard Deviation	N/A	N/A	N/A	5.86
Benchmark Standard Deviation	N/A	N/A	N/A	5.93

Remark : \* % p.a.

## Risk Profile

Low 1 2 3 4 5 6 7 8 High

**Moderate to High Risk**

Invest in bonds, equities and/or alternative assets with less than 80% of NAV in equities.

## Fund Information

Inception Date	29 Nov 22
Dividend Payment Policy	No
Fund Maturity	Indefinite

## Fund Manager

Miss Sutheewan Phongtratik (9 Jan 23)

## Benchmark :

1. Bloomberg US High Yield 2% Issuer Cap Index (Total Return Gross) Hedged to USD (40.00%)
2. MSCI World Index (Total Return Net) Hedged to USD (35.00%)
3. Bloomberg Global Credit Index (Total Return Gross) Hedged to USD (25.00%) (90% adjusted by the cost of exchange rate risk hedging and converted to Thai Baht at the date of return calculation and 10% adjusted by exchange rate converted to Thai Baht at the date of return calculation)

## Warning:

- Investment in Mutual Fund is not bank deposit.
- Past performance is not indicative of future results.

**Certified by Thai Private Sector Collective Action Against Corruption: CAC**

Investors can study Liquidity Risk Management Tools in the prospectus.

Prospectus



[www.kasikornasset.com](http://www.kasikornasset.com)

**Subscription**

Subscription date : Every trading day  
 Business hours : 08:30 a.m. - 03:30 p.m.  
 Min. initial subscription : 500 Baht  
 Min. subsequent subscription : 500 Baht

**Redemption**

Redemption date : Every trading day  
 Business hours : 08:30 a.m. - 02:30 p.m.  
 Min. redemption : 500 Baht  
 Min. account balance : None  
 Settlement period : T+4

**Statistical Data**

Maximum Drawdown -7.49 %  
 Recovering Period 1.64 Month  
 FX Hedging 88.53 %  
 Portfolio Turnover Ratio 0.12

Remark :

**Country Breakdown**

Country	% NAV
UNITED STATES	60.60
Europe ex UK	13.30
Emerging Markets	6.70
UNITED KINGDOM	3.50
CANADA	2.90
Master Fund Information as of 30 Sep 24	

**Fees charged to the Fund (% p.a. of NAV)**

Fees	Max.	Actual
Management Fee	3.2100	1.0700
Total Fee	4.8685	1.1789

Remark : All Fees include VAT, specific business taxes, and other taxes.

• KAsset may consider changing the actual fees charged to reflect strategy or administrative costs.

**Fees charged to unitholders (% of trading value)**

Fees	Max.	Actual
Front-end Fee	None	None
Back-end Fee	2.00	Waived
Switching-in Fee	See Remark	
Switching-out Fee	See Remark	
Transfer Fee	Actual charged	Waived

Remark : All Fees include VAT, specific business taxes, and other taxes.

• KAsset may consider changing the actual fees charged to reflect strategy or administrative costs.

• Switching In Fee : Equal to the higher rate between the back-end fee of switch-out fund and the front-end fee of switch-in fund.

• Switching Out Fee

- Switching to KAsset's RMF : Waived

- Switching to Other AM's RMF : 1.00% of latest NAV before the switching date or switching amount, depending on the circumstances.

- Switching to KAsset's MF : Equal to the higher rate between the back-end fee of switch-out fund and the front-end fee of switch-in fund.

**Asset Allocation**

Asset Type	% NAV	Security	% NAV
Unit Trust	89.21	JPMorgan Global Income Fund Class I	89.21
Deposit	11.01	(mth) - USD (hedged)	
Others	-0.22	Deposit (TMBThanachart Bank Pcl.)	10.67
		Deposit (Kasikorn Bank Pcl.)	0.26
		Deposit (TMBThanachart Bank Pcl.)	0.07

**Master Fund**

Security	% NAV
Microsoft	1.30
Taiwan Semiconductor	1.00
Meta	0.70
Broadcom	0.50
UnitedHealth Group	0.50
Master Fund Information as of 30 Sep 24	

**Investment in other funds more than 20% (domestic funds and/or foreign funds)**Fund Name : [JPMorgan Investment Funds – Global Income Fund, Class I \(mth\) - USD \(hedged\)](#)

ISIN Code : LU2293733585

Bloomberg Code : JPMUHID:LX

**Description**

**Maximum Drawdown** is the percentage of the fund's maximum loss in the past 5 years (or since the fund's inception if it is launched for less than 5 years) which is measured from the highest NAV per unit to the lowest NAV per unit during such period. Maximum Drawdown is an indicator of the risk of loss from investing in the fund.

**Recovering Period** is the length of time that the fund takes in recovering from the point of maximum loss to earning back the initial investment.

**FX Hedging** is the percentage of foreign currency investment with FX hedging.

**Portfolio Turnover Ratio (PTR)** is the frequency of securities trading in the fund portfolio over a certain period, calculated by taking the lower value between the sum of the value of securities purchased and the sum of the value of securities sold of the fund in 1 year period divided by the average NAV in the same period. A fund with high Portfolio Turnover Ratio indicates frequent securities trading by fund manager resulting in high trading costs. Therefore, it is necessary to compare with the performance of the fund in order to assess the worthiness of such securities trading.

**Sharpe Ratio** is the ratio between marginal return of the fund compared to investment risk, calculated from the difference between the fund's rate of return and risk-free rate compared to the fund's standard deviation. Sharpe Ratio reflects the additional return that the fund should earn to compensate risk. A fund with higher Sharpe Ratio is considered having superior investment management efficiency as it generates higher marginal return under the same risk level.

**Alpha** is the fund's excess return compared to the benchmark. High Alpha means the fund can generate higher return than the benchmark resulting from fund manager's efficiency in selecting securities or seeking appropriate market timing.

**Beta** is level and direction of change in return of securities in portfolio in comparison to market price change. Beta of less than 1 indicates that the change in return of securities in portfolio is less than the overall market. Beta of more than 1 indicates that the change in return of securities in portfolio is greater than the overall market.

**Tracking Error** is the efficiency of the fund to imitate its return to benchmark. Low Tracking Error means the fund is effective in generating return close to benchmark. High Tracking Error means the fund generates return more deviate from benchmark.

**Yield to Maturity** is the rate of return earned on a bond held to maturity, calculated from the interest expected to receive in the future over that bond duration and paid back principal discounted to the present value. It is used to measure return of fixed income funds by calculating the weighted average of Yield to Maturity of each bond that the fund invests. As Yield to Maturity has standard unit in percentage per annum, it can be used to compare the returns between fixed income funds that have an investment policy of holding bonds until maturity and similar investment characteristics.

@ 2024 Morningstar, Inc. All rights reserved. The information contained herein: (1) is proprietary to Morningstar and/or its content providers; (2) may not be copied or distributed; and (3) is not warranted to be accurate, complete, or timely. Neither Morningstar nor its content providers are responsible for any damages or losses arising from any use of this information. Past performance is no guarantee of future results.

Factsheet



Manual Investment RMF



KASIKORN ASSET MANAGEMENT CO., LTD.

Head Office : 400/22 KASIKORNBANK Building, 6th and 12th Floor,







Phahon Yothin Road, Samsen Nai, Phaya Thai, Bangkok 10400

Tel. 0 - 2673 - 3888

website : [www.kasikornasset.com](http://www.kasikornasset.com)email : [ka.customer@kasikornasset.com](mailto:ka.customer@kasikornasset.com)

# Comparison of SSF / RMF / ThaiESG

## Comparison of Super Savings Funds (SSF), Retirement Mutual Funds (RMF) and Thailand ESG Funds (ThaiESG)

	SSF	RMF	ThaiESG
 What is it?	Mutual funds to promote long-term savings	Mutual funds to promote retirement savings	Mutual funds to promote sustainable investing
 % Tax deduction of income	Not exceeding 30% of taxable income per year	Not exceeding 30% of taxable income per year	Not exceeding 30% of taxable income per year
 Maximum tax deduction amount	Up to 200,000 Baht; <u>Total deduction</u> for all investment amounts for retirement* must not exceed 500,000 Baht	Up to 500,000 Baht; <u>Total deduction</u> for all investment amounts for retirement* must not exceed 500,000 Baht	<ul style="list-style-type: none"> <li>Up to 300,000 Baht** (pending the announcement of Ministerial Regulation)</li> <li>Up to 100,000 Baht*** <u>Excluding</u> investment amounts for retirement*</li> </ul>
 Eligible investment period	2020 - 2024	2001 - present (Investors are required to invest continuously every year or at least every alternate year)	<ul style="list-style-type: none"> <li>2024 - 2026** (pending the announcement of Ministerial Regulation)</li> <li>Before January 1, 2024 and/or from January 1, 2027 onwards)***</li> </ul>
 Investment policy	Invest in various asset classes	Invest in various asset classes	Invest in Thai equities and bonds meeting ESG criteria
 Holding period	More than 10 years from the purchase date	5 years from the purchase date and the investor is age 55	<ul style="list-style-type: none"> <li>More than 5 years from the purchase date** (pending the announcement of Ministerial Regulation)</li> <li>More than 8 years from the purchase date***</li> </ul>

\*Investment amounts for retirement include super savings funds (SSF), retirement mutual funds (RMF), provident funds (PVD), Government Pension Fund (GPF), annuity life insurance premiums, Private Teacher Aid Fund under the Private School Act, and National Savings Fund.

\*\*Tax benefits of ThaiESG Fund as per the Cabinet Resolution on July 30, 2024

\*\*\*For purchase of ThaiESG Funds before January 1, 2024, and/or purchase of ThaiESG Funds from January 1, 2027, onwards, investors will receive a tax deduction of 30 percent of their income, applicable only to the portion not exceeding 100,000 Baht (provided that the investment units are held for at least 8 years from the purchase date).

Data as of September 4, 2024. In the event of any changes, the Company will update the information and announce it on the website [www.kasikornasset.com](http://www.kasikornasset.com). Investors must comply with the guidelines specified in each Fund's investment guide and the Revenue Department's regulations.

## Important note regarding non-compliance with investment conditions

### SSF

**In case of non-compliance with SSF investment conditions  
(investment units are redeemed before the required 10 year holding period ends)**

1. All tax benefits previously received must be repaid. If the tax repayment is delayed, investors will be subject to a charge of 1.50 percent per month, calculated retroactively from April of the year in which the tax deduction was claimed until the date of repayment.
2. Any capital gains derived from the non-compliant redemption are considered income in the year of the redemption and must be included in your tax calculation. KASIKORN ASSET MANAGEMENT Co., Ltd. (KAsset) will withhold tax at the source per the applicable personal income tax rate.
3. If investment units are redeemed within one year of the purchase date, investors will be subject to an exit fee of 1.50 percent of the transaction value (currently waived).

**For purchase beyond SSF limits (the portion in excess of taxable income or 200,000 Baht, whichever is applicable)**

1. The investment amount that exceeds the limit is not tax-deductible.
2. Any capital gains derived from selling investment units that exceed the limit are considered income in the year of redemption and must be included in the tax calculation, even if the investment units have been held for more than 10 years.
3. If investment units are redeemed within one year of the purchase date, investors will be subject to an exit fee of 1.50 percent of the transaction value (currently waived).

### RMF

**In case of non-compliance with RMF investment conditions, and investment units are held for less than 5 years (from the purchase date)**

1. All tax benefits previously received must be repaid. If the tax repayment is delayed, investors will be subject to a charge of 1.50 percent per month, calculated retroactively from April of the year following the year in which the non-compliant redemption is made.
2. Any capital gains derived from the non-compliant redemption are considered income in the year of the redemption and must be included in your tax calculation. KASIKORN ASSET MANAGEMENT Co., Ltd. (KAsset) will withhold tax at the source per the applicable personal income tax rate.

**In case of non-compliance with RMF investment conditions and investment units are held for more than 5 years**

1. Tax benefits received for the past 5 years must be repaid. If the tax repayment is delayed, investors will be subject to a charge of 1.50 percent per month, calculated retroactively from April of the year following the year in which the non-compliant redemption is made.
2. Any capital gains from the redemption shall not be included in your tax calculation.

**For purchase beyond RMF limits (the portion in excess of taxable income or 500,000 Baht, whichever is applicable)**

1. The investment amount that exceeds the limit is not tax-deductible.
2. Any capital gains derived from selling investment units that exceed the limit are considered income in the year of redemption and must be included in the tax calculation.
3. Non-compliant redemption of investment units that exceed the limit may be considered non-compliance with the investment conditions of the entire RMF.

### ThaiESG

**In case of non-compliance with ThaiESG investment conditions (investment units are redeemed before the required 5 year\*\* and/or 8 year\*\*\* holding period ends)**

1. All tax benefits previously received must be repaid. If the tax repayment is delayed, investors will be subject to a charge of 1.50 percent per month, calculated retroactively from April of the year in which the tax deduction was claimed until the date of repayment.
2. Any capital gains derived from the non-compliant redemption are considered income in the year of the redemption and must be included in your tax calculation. KASIKORN ASSET MANAGEMENT Co., Ltd. (KAsset) will withhold tax at the source per the applicable personal income tax rate.
3. If investment units are redeemed within one year of the purchase date, investors will be subject to an exit fee of 1.50 percent of the transaction value (currently waived).

**For purchase beyond ThaiESG limits (the portion in excess of taxable income or 300,000 Baht\*\* and/or 100,000 Baht\*\*\*, whichever is applicable)**

1. The investment amount that exceeds the limit is not tax-deductible.
2. Any capital gains derived from selling investment units that exceed the limit are considered income in the year of redemption and must be included in the tax calculation, even if the investment units have been held for more than 5 years\*\* and/or 8 years\*\*\*.
3. If investment units are redeemed within one year of the purchase date, investors will be subject to an exit fee of 1.50 percent of the transaction value (currently waived).

\*\* Tax benefits of ThaiESG Fund as per the Cabinet Resolution on July 30, 2024

\*\*\* For purchase of ThaiESG Funds before January 1, 2024, and/or purchase of ThaiESG Funds from January 1, 2027, onwards, investors will receive a tax deduction of 30 percent of their income, applicable only to the portion not exceeding 100,000 Baht (provided that the investment units are held for at least 8 years from the purchase date).