

K STAR Equity RMF

KSTARRMF

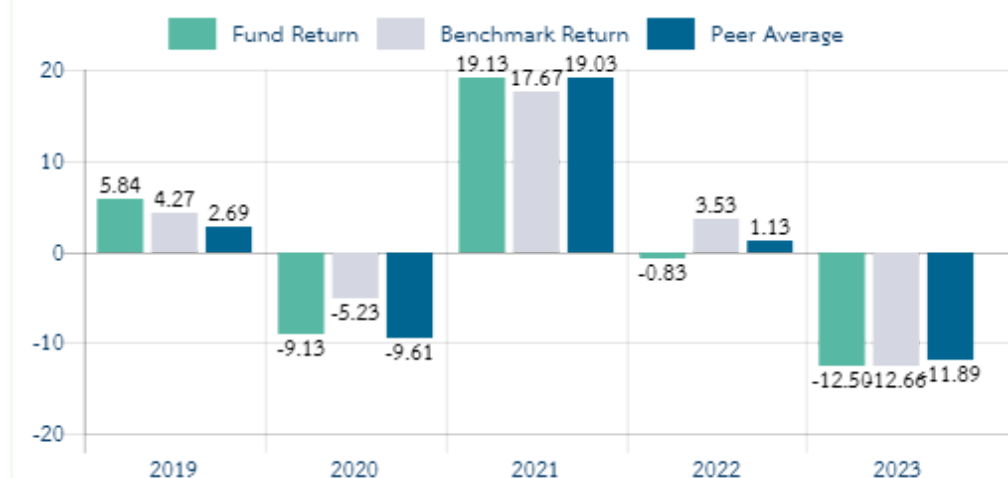
Fund Type / AIMC Category

- Equity Fund / Retirement Mutual Fund (RMF)
- Equity General

Investment Policy and Strategy

- The Fund was renamed from KEQRMF on 20 October 2022.
- The Fund invests in Thai stocks with strong fundamentals and potential growth to generate stable returns. The Fund Manager will adjust portfolio to enhance return in short term.
- The Fund may invest in foreign stocks not more than 25% of NAV and will hedge against exchange rate risk at fund manager's discretion.
- The Fund may invest in derivatives for Efficient Portfolio Management purpose (EPM).
- Active management strategy.

Calendar Year Performance (% p.a.)



Fund Performance (%)

	YTD	3 Months	6 Months	1 Year *
Fund Return	-3.36	-3.36	-5.74	-10.81
Benchmark Return	-1.62	-1.62	-5.00	-11.68
Peer Average	-1.80	-1.80	-5.68	-10.01
Fund Standard Deviation	10.48	10.48	11.61	11.50
Benchmark Standard Deviation	9.99	9.99	11.64	11.28
	3 Years *	5 Years *	10 Years *	Since Inception *
Fund Return	-3.62	-1.81	2.20	6.32
Benchmark Return	-1.79	-0.45	3.15	7.98
Peer Average	-2.88	-1.49	1.62	N/A
Fund Standard Deviation	11.86	16.84	14.80	19.09
Benchmark Standard Deviation	11.29	16.69	14.41	17.92

Remark : * % p.a.

Risk Profile

Low 1 2 3 4 5 6 7 8 High

High Risk

Mainly invest in equities on average not less than 80% of NAV.

Fund Information

Inception Date	22 Dec 06
Dividend Payment Policy	No
Fund Maturity	Indefinite

Fund Manager

Miss Paradee Muneesit (11 Mar 24)

Benchmark :

1. SET TRI (100.00%)

Objective of reference to Benchmark : Used for determine Portfolio composition and Performance comparison.

Warning:

- Investment in Mutual Fund is not bank deposit.
- Past performance is not indicative of future results.

Certified by Thai Private Sector Collective Action Against Corruption: CAC

Morningstar



Morningstar Overall Rating™

Thailand Fund Equity Large-Cap

Prospectus

Investors can study Liquidity Risk Management Tools in the prospectus.



www.kasikornasset.com

Subscription

Subscription date : Every business day
 Business hours : 08:30 a.m. - 03:30 p.m.
 Min. initial subscription : 500 Baht
 Min. subsequent subscription : 500 Baht

Remark :

Redemption

Redemption date : Every business day
 Business hours : 08:30 a.m. - 03:30 p.m.
 Min. redemption : 500 Baht
 Min. account balance : None
 Settlement period : T+3
 (NAV Announce T+1)

Statistical Data

Maximum Drawdown	-37.25 %
Recovering Period	1 Year 7.76 Month
FX Hedging	No foreign investment.
Portfolio Turnover Ratio	0.44
Sharpe Ratio	-0.35
Alpha	-1.83 %
Beta	0.99

Fees charged to the Fund (% p.a. of NAV)

Fees	Max.	Actual
Management Fee	1.8725	1.8725
Total Fee	2.4343	2.0409

Remark : All Fees include VAT, specific business taxes, and other taxes.

• KAsset may consider changing the actual fees charged to reflect strategy or administrative costs.

Fees charged to unitholders (% of trading value)

Fees	Max.	Actual
Front-end Fee	None	None
Back-end Fee	2.00	Waived
Switching-in Fee		See Remark
Switching-out Fee		See Remark
Transfer Fee	Actual charged	Waived

Remark : All Fees include VAT, specific business taxes, and other taxes.

• KAsset may consider changing the actual fees charged to reflect strategy or administrative costs.

• Switching Fee :

- Switching to KSTARRMF : None

- Switching to KAsset's RMFs : Waived

- Switching to Other AM's RMFs : Max. 1.00% of latest NAV before the switching date. Actual charge 1.00% of latest NAV before the switching date.

Country Breakdown

Country	% NAV
THAILAND	100.00

Sector Breakdown

Sector	% NAV
Commerce	14.30
Energy & Utilities	13.54
Property Development	11.24
Banking	10.37
Transportation & Logistics	8.72

Asset Allocation

Asset Type	% NAV	Security	% NAV
Equity	98.46	Equity (AOT)	7.02
Deposit	1.20	Equity (GULF)	6.27
Others	0.34	Equity (CPALL)	6.24
		Equity (ADVANC)	4.90
		Equity (BDMS)	3.97

Top 5 Holdings

Description

Maximum Drawdown is the percentage of the fund's maximum loss in the past 5 years (or since the fund's inception if it is launched for less than 5 years) which is measured from the highest NAV per unit to the lowest NAV per unit during such period. Maximum Drawdown is an indicator of the risk of loss from investing in the fund.

Recovering Period is the length of time that the fund takes in recovering from the point of maximum loss to earning back the initial investment.

FX Hedging is the percentage of foreign currency investment with FX hedging.

Portfolio Turnover Ratio (PTR) is the frequency of securities trading in the fund portfolio over a certain period, calculated by taking the lower value between the sum of the value of securities purchased and the sum of the value of securities sold of the fund in 1 year period divided by the average NAV in the same period.

A fund with high Portfolio Turnover Ratio indicates frequent securities trading by fund manager resulting in high trading costs. Therefore, it is necessary to compare with the performance of the fund in order to assess the worthiness of such securities trading.

Sharpe Ratio is the ratio between marginal return of the fund compared to investment risk, calculated from the difference between the fund's rate of return and risk-free rate compared to the fund's standard deviation. Sharpe Ratio reflects the additional return that the fund should earn to compensate risk. A fund with higher Sharpe Ratio is considered having superior investment management efficiency as it generates higher marginal return under the same risk level.

Alpha is the fund's excess return compared to the benchmark. High Alpha means the fund can generate higher return than the benchmark resulting from fund manager's efficiency in selecting securities or seeking appropriate market timing.

Beta is level and direction of change in return of securities in portfolio in comparison to market price change. Beta of less than 1 indicates that the change in return of securities in portfolio is less than the overall market. Beta of more than 1 indicates that the change in return of securities in portfolio is greater than the overall market.

Tracking Error is the efficiency of the fund to imitate its return to benchmark. Low Tracking Error means the fund is effective in generating return close to benchmark. High Tracking Error means the fund generates return more deviate from benchmark.

Yield to Maturity is the rate of return earned on a bond held to maturity, calculated from the interest expected to receive in the future over that bond duration and paid back principal discounted to the present value. It is used to measure return of fixed income funds by calculating the weighted average of Yield to Maturity of each bond that the fund invests. As Yield to Maturity has standard unit in percentage per annum, it can be used to compare the returns between fixed income funds that have an investment policy of holding bonds until maturity and similar investment characteristics.

@ 2024 Morningstar, Inc. All rights reserved. The information contained herein: (1) is proprietary to Morningstar and/or its content providers; (2) may not be copied or distributed; and (3) is not warranted to be accurate, complete, or timely. Neither Morningstar nor its content providers are responsible for any damages or losses arising from any use of this information. Past performance is no guarantee of future results.

Factsheet



Manual Investment RMF



KASIKORN ASSET MANAGEMENT CO., LTD.







Head Office : 400/22 KASIKORNBANK Building, 6th and 12th Floor,
Phahon Yothin Road, Samsen Nai, Phaya Thai, Bangkok 10400

Tel. 0 - 2673 - 3888

website : www.kasikornasset.com

email : ka.customer@kasikornasset.com

Summary of differences in **SSF** (Super Savings Fund) and **RMF** (Retirement Mutual Fund)

	SSF	RMF
 What it is	SSF to promote long-term savings	RMF to promote long-term savings
 % of income tax deduction	No more than 30% of taxable income per year	No more than 30% of taxable income per year
 Maximum amount of tax deduction	Up to Baht 200,000 Included in the retirement fund limit* not exceeding Baht 500,000	Up to Baht 500,000 Included in the retirement fund limit* not exceeding Baht 500,000
 Investment period to exercise rights	2020 - 2024	Invest continuously every year
 Investment policy	Invest in many categories of assets	Invest in many categories of assets
 Holding period	More than 10 years from the date of purchase	More than 5 years from the date of purchase and 55 year maturity

*Retirement fund limit includes SSF, RMF, Provident Fund, Government Pension Fund, Pension Insurance, Private Teacher Aid Fund or National Savings Fund in total not exceeding Baht 500,000

Remark: Data as of 30 Nov 2022 In case of any changes, KAsset will update the information and announced on website <https://www.kasikornasset.com> In this regard, please rely on the latest updated Investment Handbook of Retirement Mutual Fund.

Terms and Conditions

SSF

Remarks on violation of investment conditions of SSF (redemption prior to maturity of 10 years from the date of purchase of units)

1. To immediately refund all exempted taxes and to additionally pay the government 1.50 % per month, calculated retrospectively from April of the year that application of tax deduction was filed up to the date of tax return filing.
2. Capital gain from redemption that violates the conditions will be deemed as income in the year of redemption, which must be included in the tax calculation. KAsset will deduct withholding tax at the personal income tax rate from capital gain earned.
3. The exit fee at 1.50 % of trading value will be charged for redemption of investment units held less than 1 year.

Remarks on buying more than SSF rights (over 30% of taxable income per year or Baht 200,000 depending on individual conditions)

1. The money for the purchase of units in excess of SSF rights will not be tax deductible.
2. Capital gain received from the sale of units, only for the excessive part, shall be recognized as income in the year of redemption, which must be included in the tax calculation even though the units are held for more than 10 years.
3. The exit fee at 1.50 % of trading value will be charged for redemption of investment units held less than 1 year.

RMF

Remarks on violation of the condition while investing in RMF for less than 5 years (since the initial investment)

1. To refund all exempted tax. In case of the investor's delay in refunding the tax, they must pay the government 1.5% per month, calculated from April of the subsequent year from the year of which the sale that violates the investment condition occurs.
2. The capital gain from redemption that violates the condition will be deemed income in the year of redemption, which must be included in the tax calculation. Kasikorn Asset Management will deduct the withholding tax at progressive rate.

Remarks on violation of the condition while investing in RMF longer than 5 years

1. To refund exempted tax from the previous 5 years. In case of the investor's delay in refunding the tax, they must pay the government 1.5% per month, calculated from April of the subsequent year from the year of which the sale that violates the investment condition occurs.
2. The capital gain from redemption will not be included in the tax calculation.

Remarks on buying over RMF rights (over 30% of taxable income or over Baht 500,000 as the case may be)

1. Excess capital may not be used for tax deduction.
2. Upon redemption, the capital gain must be combined with other income for calculation of personal income tax in the year of redemption.
3. Redemption of the portion in excess of investment rights that does not comply with the conditions may result in violation of the condition of the entire RMF investment.

Tax Saving Registration
To allow KAsset to
submit your SSF and RMF purchase
to the Revenue Department

SCAN
For Register

