

*** Under the process of merging RKF2 into
K-EQUITY ***

Data as of 31 October 2018

FACTSHEET



KASIKORN ASSET MANAGEMENT Co., Ltd.

which certified by CAC

THE RUANG KHAO 2 FUND

RKF2

• Equity Fund

• No Foreign Exposure



What are you going to invest?



Who is the Fund suitable for?



What are the key risks of the Fund?



Asset Allocation



Fees and Expenses



Fund Performance



Other Information

Investment in Mutual Funds **IS NOT** a money deposit.

Disclaimer: The original language of this English translation document is Thai. Any discrepancies between this English translation and the original document, the original in Thai shall prevailed, definitive, and official that supersedes the English translation in all aspects of any inconsistencies.



What are you going to invest?

- The Fund invests in stocks with strong fundamentals and mid to long-term growth potential.
- The Fund may invest in derivatives for Efficient Portfolio Management purpose (EPM).

Investment Strategy

Active management strategy



Who is the Fund suitable for?

- Investors who seek to invest in the Fund which pays dividend.
- Investors who are able to tolerate price volatility and understand that they may suffer losses because the value of securities may go down as well as up.
- Recommended holding period : not less than 5 years.

The Fund is not suitable for?

Investors who seek to receive stable returns or principal preservation.



For further clarification on this investment policy and potential risks, what should you do?

- Read the full prospectus thoroughly, or seek advice from the management company or selling agents.
- Do not invest without a thorough understanding of the feature and risks of the Fund.



What are the key risks of the Fund?

Key Risks

- The Fund may use financial derivative instruments for Efficient Portfolio Management (EPM), which may expose the Fund to greater risk than the fund that invests directly in the underlying assets. The Fund therefore has greater profit/loss from such investment.

Risk Spectrum



Risk Factors

Market risk

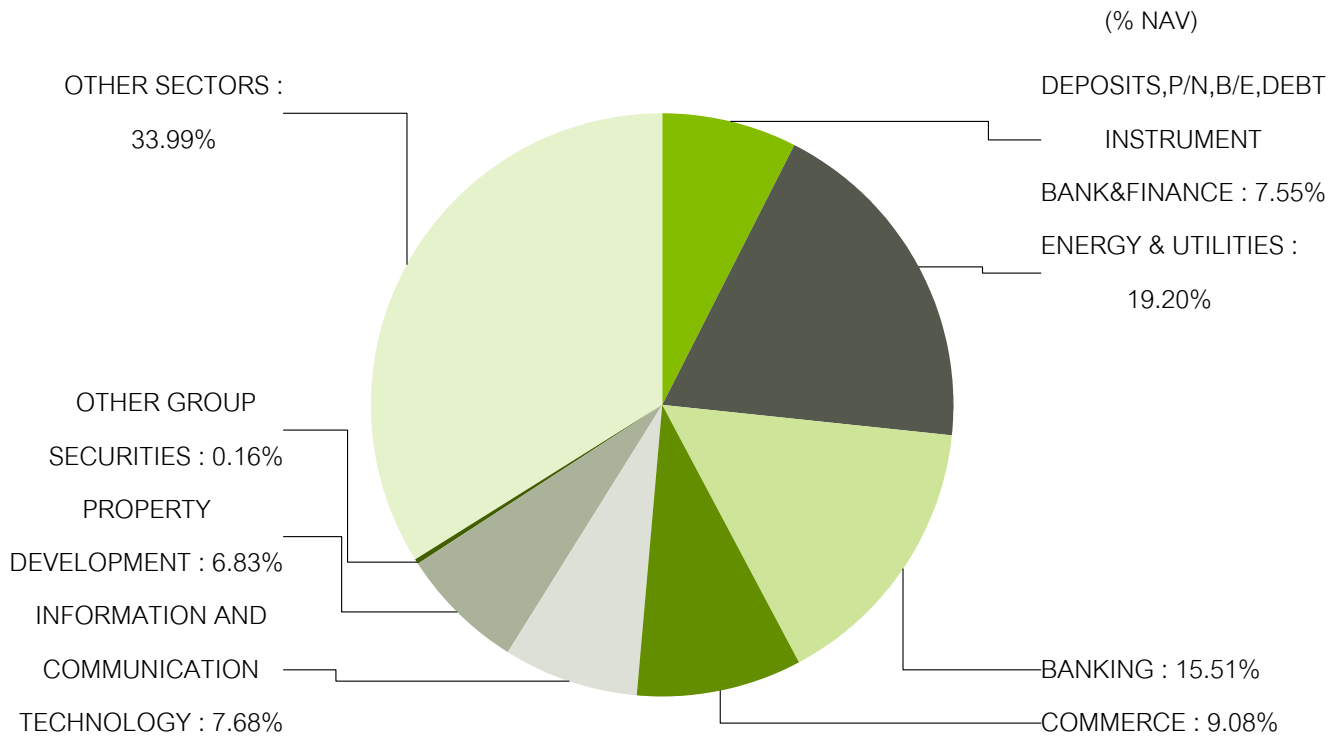
	Low				High	
Standard Deviation (SD)	< 5%	5% - 10%	10% - 15%	15% - 25%	> 25%	
Equity that the Fund mainly invests	Low	general	large cap	mid/small	sector	High

High issuer concentration risk

	Low				High
Issuer concentration	$\leq 10\%$	10% - 20%	20% - 50%	50% - 80%	> 80%

Note : The weight in the highlight box is calculated from sum of the weights of all issuers representing more than 10% of NAV

For additional information, please visit our website www.kasikornasset.com.



Top 5 Equity Sectors

Sector	(% NAV)
ENERGY & UTILITIES	19.20%
BANKING	15.51%
COMMERCE	9.08%
INFORMATION AND COMMUNICATION TECHNOLOGY	7.68%
PROPERTY DEVELOPMENT	6.83%
OTHER SECTORS	33.99%

Remark : Data as of 31 October 2018. Updated information is available on www.kasikornasset.com

Top 5 Equity Holdings

Company	(% NAV)
PTT PLC. (PTT)	8.71%
CP ALL PLC. (CPALL)	5.14%
BANGKOK BANK PLC. (BBL)	4.67%
KASIKORNBANK PLC. (KBANK)	4.64%
THE SIAM CEMENT PLC. (SCC)	4.05%
OTHER STOCKS	65.08%

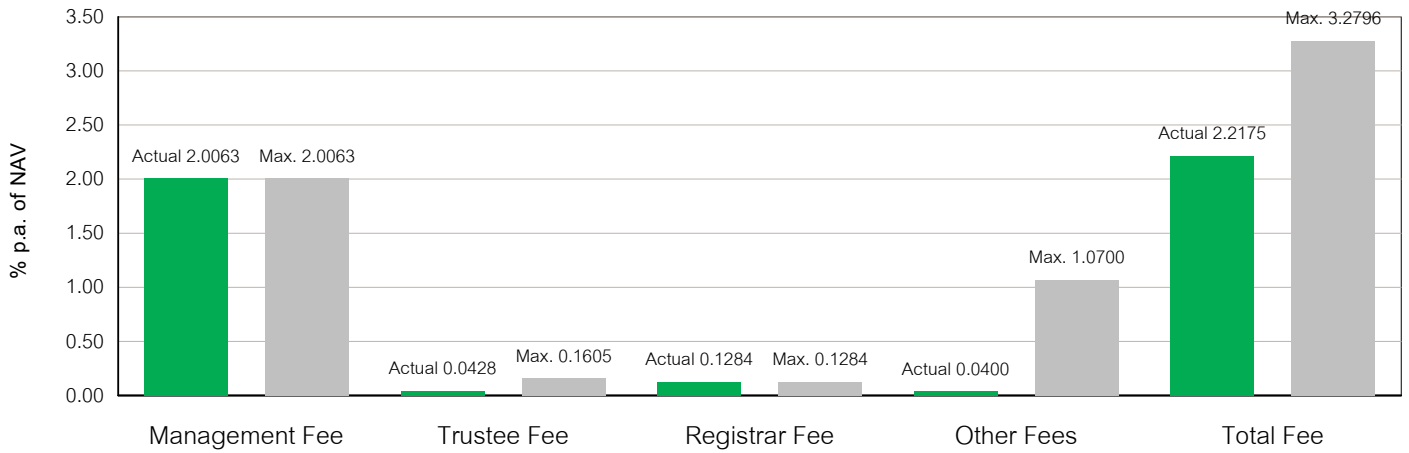
Remark : Data as of 31 October 2018. Updated information is available on www.kasikornasset.com



* Fees affect your return on investment, you should therefore consider such fees before making an investment decision *

Fees Charged to the Fund (% p.a. of NAV)

Actual Fee charged to the Fund



Remark : Other Fees rate is based on data from the latest accounting period. All Fees include VAT, specific business taxes, and other taxes.

Fees Charged to Unitholders (% of trading value)

List of Fees	Max. Charge	Actual Charge
Front-end fee	2.00%	1.00%
Back-end fee	1.00%	Waived
Switching-in fee	Please see details below	
Switching-out fee	Please see details below	
Unit Transfer fee	As charged by Registrar	
Other fees	As it is actually incurred	

Remark : Switching Fee : Equal to the higher rate between the back-end fee of switch-out fund and the front-end fee of switch-in fund.



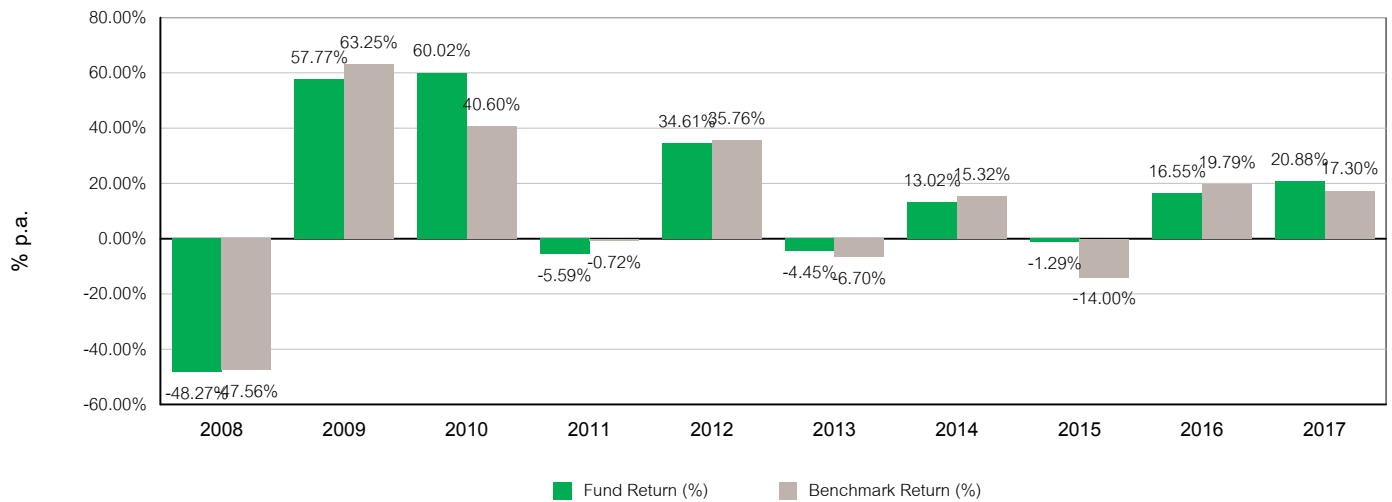
* Past performance is not indicative of future results.*

1. Benchmark is SET TRI

* Prior to 1 Jan 2017, the Fund's benchmark was SET Index. The previous and current benchmark are geometrically linked together.

2. Calendar year performance

Fund Performance



Remark : For the inception year, performance and Standard deviation are based on data from inception date to the last business day of that calendar year.

3. 5-year Maximum drawdown* of the Fund is -16.29%

* calculated from the last 5 years or since inception data if the Fund has been launched less than 5 years.

4. Standard deviation* of the Fund is 13.02% p.a.

* calculated from the last 5 years or since inception data if the Fund has been launched less than 5 years.

5. Tracking error (TE) is N/A

6. AIMC Fund Category for comparing with peer group fund performance is Equity General

7. Fund Performance as of 31 October 2018 (%)

	YTD	3 Months	6 Months	1 Year *	3 Year *	5 Year *	10 Year *	Since Inc. *
RKF2	-2.60	-1.49	-4.53	0.74	10.64	6.36	17.41	8.36
Benchmark	-2.10	-0.99	-4.89	-0.09	8.28	4.19	15.57	2.56
Fund SD	12.33	14.25	13.42	11.72	11.82	13.02	18.19	24.60
Benchmark SD	11.96	13.46	12.96	11.30	11.50	12.37	16.46	25.06

Note : * % p.a.

The fund performance is prepared in accordance with AIMC standards.

Updated information is available on www.kasikornasset.com

AIMC Peer Group Fund Performance of Equity General as of 31 October 2018

<u>Fund Performance (%)</u>						
<u>Peer Percentile</u>	<u>3 Months</u>	<u>6 Months</u>	<u>1 Year</u>	<u>3 Year</u>	<u>5 Year</u>	<u>10 Year</u>
5th Percentile	-0.10	-3.16	1.80	11.81	7.75	19.18
25th Percentile	-1.18	★ -4.67	★ -0.71	★ 9.36	★ 6.06	17.72
50th Percentile	★ -1.76	-6.31	-3.46	8.03	4.62	★ 16.56
75th Percentile	-2.57	-7.81	-6.80	6.21	3.26	14.53
95th Percentile	-4.71	-10.81	-13.06	2.96	0.57	11.06

<u>Fund Standard Deviation (%)</u>						
<u>Peer Percentile</u>	<u>3 Months</u>	<u>6 Months</u>	<u>1 Year</u>	<u>3 Year</u>	<u>5 Year</u>	<u>10 Year</u>
5th Percentile	9.40	9.23	8.60	8.44	8.44	12.39
25th Percentile	11.83	11.34	10.51	9.66	10.87	15.38
50th Percentile	13.48	12.74	11.54	10.70	11.36	16.33
75th Percentile	★ 14.25	★ 13.54	★ 12.30	11.48	12.14	17.05
95th Percentile	15.42	15.26	13.88	★ 13.70	★ 13.96	★ 18.25



Dividend Payment Policy

Not more than twice a year at the rate not less than 50% of increasing in net asset value in that accounting period which does not include unrealized gain. (Book closing at the end of January and July)

<u>No.</u>	<u>XD Date</u>	<u>Payment Date</u>	<u>Dividend per unit (Baht)</u>
28	31-Jul-2018	14-Aug-2018	0.59
27	31-Jan-2018	14-Feb-2018	0.80
26	31-Jul-2017	11-Aug-2017	0.67
25	2-Feb-2015	13-Feb-2015	0.40
24	31-Jul-2014	14-Aug-2014	0.38
23	31-Jul-2013	14-Aug-2013	0.90
22	31-Jan-2013	14-Feb-2013	0.80
21	31-Jul-2012	14-Aug-2012	0.75
20	1-Aug-2011	15-Aug-2011	2.00
19	31-Jan-2011	14-Feb-2011	1.50

Total Dividend Payment 28 Time(s) : Total Dividend Amount 21.23 Baht/unit

Trustee	Bangkok Bank PCL.	
Inception date	4 August 1993	
Fund Maturity	Indefinite	
Registered Fund Capital	5,000 Million Baht	
Fund Size	1,178.14 Million Baht	
NAV per Unit	12.8979 Baht/Unit	
Subscription and Redemption	<u>Subscription Date :</u>	Every business day between 8.30 a.m. and 3.30 p.m.
	Min. initial subscription	500 Baht
	Min. subsequent subscription	500 Baht
	<u>Redemption Date :</u>	Every business day between 8.30 a.m. and 3.30 p.m.
	Min. redemption	500 Baht
	Min. account balance	500 Baht
	Settlement period	3 business days after the redemption date (T+3) (NAV Announce T+1)
	Daily NAV is available on website www.kasikornasset.com	
Fund Manager(s)	MS.PUKPRING PHUPHAICHITKUL (Equity Fund Manager) Effective Date 2 August 2016	
Portfolio Turnover Ratio (PTR)	33.60% (For the past 1 year or since inception if the Fund has been launched less than 1 year)	

Selling Agents for Subscription or
Redemption

KASIKORNBANK PUBLIC COMPANY LIMITED
TISCO BANK PUBLIC COMPANY LIMETED
GOVERNMENT SAVING BANK
INDUSTRIAL AND COMMERCIAL BANK OF CHINA (THAI) PUBLIC COMPANY LIMITEC
MUANG THAI LIFE ASSURANCE PUBLIC COMPANY LIMITED
FINNOMEANA MUTUAL FUND BROKERAGE SECURITIES COMPANY LIMITED
ROBOWEALTH MUTUAL FUND BROKERAGE SECURITIES COMPANY LIMITED
KRUNGSRI SECURITIES PUBLIC COMPANY LIMITED
KASIKORN SECURITIES PUBLIC COMPANY LIMITED
GLOBLEX SECURITIES COMPANY LIMITED
KGI SECURITIES (THAILAND) PUBLIC COMPANY LIMITED
KT ZMICO SECURITIES COMPANY LIMITED
KTB SECURITIES (THAILAND) PUBLIC COMPANY LIMITED
CGS-CIMB SECURITIES (THAILAND) COMPANY LIMITED
DBS VICKERS SECURITIES (THAILAND) COMPANY LIMITED
TRINITY SECURITIES COMPANY LIMITED
TISCO SECURITIES COMPANY LIMITED
THANACHART SECURITIES PUBLIC COMPANY LIMITED
CENTRAL WEALTH SOLUTION MUTUAL FUND BROKERAGE SECURITIES COMPANY
CAPITAL NOMURA SECURITIES PUBLIC COMPANY LIMITED
BUALUANG SECURITIES PUBLIC COMPANY LIMITED
FINANSA SECURITIES LIMITED
FINANSIA SYRUS SECURITIES PUBLIC COMPANY LIMITED
PHILLIP SECURITIES (THAILAND) PUBLIC COMPANY LIMITED
PHATRA SECURITIES PUBLIC COMPANY LIMITED
MAYBANK KIM ENG SECURITIES (THAILAND) PUBLIC COMPANY LIMITED
UOB KAY HIAN SECURITIES (THAILAND) PUBLIC COMPANY LIMITED
LAND AND HOUSES FUND MANAGEMENT COMPANY LIMITED
YUANTA SECURITIES (THAILAND) COMPANY LIMITED
RHB SECURITIES (THAILAND) PUBLIC COMPANY LIMITED
ASIA PLUS SECURITIES COMPANY LIMITED
AEC SECURITIES PUBLIC COMPANY LIMITED
I V GLOBAL SECURITIES PUBLIC COMPANY LIMITED
AIRA SECURITIES PUBLIC COMPANY LIMITED
MERCHANT PARTNERS ASSET MANAGEMENT LIMITED
ASIA WEALTH ASSET MANAGEMENT COMPANY LIMITED
WEALTH MAGIK MUTUAL FUND BROKERAGE COMPANY LIMITED
INFINITI MUTUAL FUND BROKERAGE SECURITIES COMPANY LIMITED

<p>For further information about the Fund, requesting for the fund prospectus or making a complaint, please contact</p>	<p>Kasikorn Asset Management Company Limited</p> <p>Head Office : 400/22 KASIKORNBANK Building, 6th and 12th Floor, Phahon Yothin Road, Samsen Nai, Phaya Thai, Bangkok 10400</p> <p>Tel. 0 - 2673 - 3888 Fax 0 - 2673 - 3988</p> <p>website : www.kasikornasset.com email : ka.customer@kasikornasset.com</p>
<p>Transactions causing conflicts of interest</p>	<p>Please examine transactions that may cause conflicts of interest at www.kasikornasset.com</p>
<p>The Fund reserves the right not to offer any fund units</p>	<p>The Fund reserves the right not to offer any fund units to or for the benefit of the United States of America, US citizens, residents of the United States of America, or persons normally residing in the United States of America as well as the assets of such persons and companies or partnerships established and operating in the United States of America.</p>

- Investment in the Fund is not a money deposit and not under protection by Deposit Protection Agency. Therefore, investment in the Fund may contain risks where investors may suffer financial losses.
- The Fund is approved and regulated by the office of the Securities and Exchange Commission, Thailand.
- The draft prospectus does not represent that the office of the Securities and Exchange Commission, Thailand has certified the accuracy of the information contained in the prospectus or guaranteed the pricing or return on investment in such Fund. The Management Company has reviewed the information in this summary prospectus as of 31 October 2018, with care as the party responsible for the management of the Fund and certifies that the above information is correct, true and not misleading.

Defination of Risk Factors

- **Credit Risk** indicates the ability to repay debts and/or obligations of the issuer. For credit risk assessment, credit rating of bonds, which indicates debt servicing ability of the bond issuers based on their past performance and financial strength.

Credit ratings of long-term bonds can be briefly defined as follows.

Grade	TRIS	Fitch	Moody's	S & P	Description
Investment grade	AAA	AAA(thai)	Aaa	AAA	The highest possible rating assigned, which means <u>the lowest risk</u> of payment default.
	AA	AA(thai)	Aa	AA	The second-highest rating, which means <u>very low risk</u> of payment default.
	A	A(thai)	A	A	<u>Low risk</u> of payment default.
	BBB	BBB(thai)	Baa	BBB	<u>Medium risk</u> of payment default.
Below Investment	Below BBB	Below BBB(thai)	Below Baa	Below BBB	<u>High risk</u> of payment default.

- Market Risk

(1) **Market Risk of Fixed Income Fund** involves in interest rates movement, which is subject to many external factors such as economic conditions, as well as domestic and international political factors. Normally, bond prices move in the opposite direction of interest rates. For instance, if interest rates in the global market are rising, which causes interest rates of newly-issued bonds to increase in tandem, prices of existing bonds are falling. Mutual funds with greater portfolio duration are likely to witness more price fluctuation than those with smaller portfolio duration.

(2) **Market Risk of Equity Fund** means change in value of assets, increase or decrease, in which the Fund invests as a result of external factors, e.g., economic/investment conditions, market sentiment and/or domestic or foreign political factors. If the standard deviation (SD) of a mutual fund is high, this means that the mutual fund has high historical volatility in asset prices.

- **Currency Risk** involves change in foreign exchange rates, which affects value of fund units. For instance, if a fund invests in assets quoted in US Dollar currency during time of Baht depreciation but takes profit when the Baht strengthens, the fund will get lower returns in local currency. In contrast, if the fund invests in those assets when Baht is stronger and takes profit during times of a weakening Baht, it will gain higher returns in local currency. Therefore, foreign exchange hedging strategy is a major tool for currency risk prevention or reduction. There are many ways to limit currency risks, i.e.,

- **Fully hedged or almost fully hedged:** Investors have no currency risk.
- **Partially hedged with specific ratio:** Investors may be exposed to currency risk.
- **Hedging at Fund Manager's discretion:** Investors may be exposed to currency risk.
- **Unhedged:** Investors are fully exposed to currency risk.